



Organisation of Islamic
Cooperation Exchanges Forum

OICEF

Statistics
Report

2021



Published in 2022

All rights reserved. This material is issued by Borsa İstanbul as the Secretariat of the OIC Exchanges Forum (OICEF) for information purposes only. Although the Forum Secretariat uses its best endeavors to verify the material presented, it does not undertake that all information is accurate or complete, nor should it be relied upon as such.

TABLE OF CONTENTS

FOREWORD	3
ABOUT THE ORGANISATION, THE COMMITTEE AND THE FORUM	4
ABOUT THE SURVEY AND THE REPORT	5
PARTICIPATING MEMBERS	6
EQUITIES	7
Number of Listed Companies	7
Market Capitalization	8
Number of New Companies	8
Funds Raised from Public Offerings	9
Value of Trading	9
Securitized Derivatives	9
Exchange Traded Funds (ETFs)	9
Investment Funds	9
DEBT INSTRUMENTS	10
Domestic Public Instruments	11
Domestic Private Instruments	11
Foreign Instruments	11
REPO Market	11
DERIVATIVES	12
Stock Futures	12
Stock Index Futures	12
Interest Rate Futures	12
Currency Futures	12
Commodity Futures	12
Stock Options	12
Stock Index Options	13
Interest Rate Options	13
Currency Options	13
Commodity Options	13
OTHER PRODUCTS	13

FOREWORD

Dear Forum Members,

Past year has been the recovery year during which the markets have settled and new normal has been adapted. Building on the increased interest by the retail investors, exchanges continued offering new investment products, technology services, and educational content designed for individuals.

OIC Exchanges Forum (OICEF) serves as a unique platform for capital markets institutions of OIC Member States (Members) that enables development of long-term and fruitful relationships while cultivating cooperation and knowledge sharing. While the annual forum meetings set the stage for discussing a wide range of challenges, opportunities and ideas, task forces enable members to undertake specific projects in collaboration over relatively longer periods.

As an important milestone in 2021, the Task Force on Indices supported the Ziraat Asset Management in Türkiye for the establishment of a fund based on the S&P/OIC COMCEC 50 Shariah Index, which was launched in 2012. In line with the relevant resolutions of the COMCEC Ministerial Sessions, the Fund enables investors to invest in Shariah-compliant shares in OIC capital markets through a single product.

Published by the OICEF Secretariat with the valuable contributions of our Members and public resources, annual OICEF Statistics Report serves as a valuable source of aggregated and consolidated information on OIC markets. The report also includes the analysis of the data in comparison with global markets as well as key statistics on Islamic capital markets.

I would like to thank all members who made the preparation of this report possible by providing data through the annual survey. We hope that the report will be instrumental in enhancing our knowledge base on OIC markets.

Korkmaz ERGUN
Chairperson
OIC Exchange Forum

ABOUT THE ORGANISATION, THE COMMITTEE AND THE FORUM

The Organisation of Islamic Cooperation¹

The Organisation of Islamic Cooperation (OIC) is an inter-governmental organization that represents the Muslim world with 57 Member States and endeavors to safeguard their interests in the spirit of promoting international peace and harmony. It was established upon a decision of the historical summit in Rabat on 25 September 1969, following the criminal arson of Al-Aqsa Mosque in occupied Jerusalem.

Among the OIC's key bodies: the Islamic Summit, the Council of Foreign Ministers (CFM), the General Secretariat, in addition to the Al-Quds Committee and three permanent committees concerned with science and technology, economy and trade, and information and culture. There are also specialized organs under the banner of the OIC including the Islamic Development Bank and the Islamic Educational, Scientific and Cultural Organization, as well as subsidiary and affiliate organs that play a vital role in boosting cooperation in various fields among the OIC member states.

Standing Committee for Economic and Commercial Cooperation of the Organisation of Islamic Cooperation²

The Standing Committee for Economic and Commercial Cooperation of the Organisation of the Islamic Cooperation (COMCEC) was established by the Third Islamic Summit Conference of OIC in 1981. Chaired by the President of the Republic of Türkiye, it is the main multilateral economic and commercial cooperation platform of the Islamic world, which convenes annually at ministerial level in Istanbul.

Some of its objectives are to address the economic challenges of the Islamic Ummah, to contribute to the development efforts of the Member States, to draw up programs and submit proposals designed to increase the welfare of the Member States, and to ensure the overall coordination of the activities of the OIC relating to economic and commercial cooperation among the Member States.

The Organisation of Islamic Cooperation Exchanges Forum³

Established consequently to the 20th Session of the COMCEC in 2005, The Organisation of Islamic Cooperation Exchanges Forum (OICEF) provides a dedicated, centralized and cultivating platform for 44 national and 2 regional stock exchanges, 13 commodity exchanges, and 22 central securities depositories (CSDs) (Members) in 48 out of 57 OIC Member States (Annex I). OICEF serves as a communication channel within a collaborative framework for the representatives of Members and relevant OIC organizations and institutions—enabling cooperation among shareholders in developing Islamic capital markets and strengthening their relationships.

As the Secretariat of OICEF (Secretariat), Borsa İstanbul has been hosting annual Meetings, leading the Task Forces, and publishing annual Statistics Report (Report) and quarterly Newsletter with the contribution of Members. Annual Meetings set the stage for briefing on activities, sharing experiences, discussing ideas on challenges and opportunities. Task Forces undertake long-term projects, currently

¹ <http://www.oic-oci.org/>

² <http://www.comcec.org/>

³ <http://www.oicexchanges.org/>

focusing on precious metal, indices and sustainability—through which Members collaborate to develop long-term and fruitful relationships. The Report and the Newsletters serve as valuable sources of aggregated and consolidated information for Members.

ABOUT THE SURVEY AND THE REPORT

The Report presents individual and aggregate capital markets data for Members. The data is primarily provided by the Members who participate in the annual Survey. In order to extend the representation of the Report to a meaningful level, additional public data regarding Members who have not participated in the survey is collected from their official websites and World Federation of Exchanges (WFE) Statistics Portal. Report also includes analysis of data in comparison with global markets as well as key statistics on Islamic capital markets.

The survey for the exchanges focuses on key figures about the capital market products available for trading at the Member Exchange categorized in asset classes. The section on Sharia-compliant securities in the exchange survey captures the organized Islamic capital markets data—which is not easily accessible. The format of the survey has been standardized where the terms and definitions have been adopted from the definitions of the international exchange federations. The glossary of terms, along with the previous reports, is published at oicexchanges.org for reference.

The patterns, trends, and other results presented in this Report are based on the datasets of 17 stock exchanges, which are referred as “OIC Stock Exchanges” collectively. 12 of the 17 OIC Stock Exchanges have responded to the Survey (Annex II) while the data for the rest were sourced from WFE. Members whose data for certain categories could not be obtained from the available sources are excluded from the relative calculations.

PARTICIPATING MEMBERS⁴

Member State	Name of the Exchange	Acronym	Source ^{***}
United Arab Emirates	Abu Dhabi Securities Exchange	ADX	Survey
Jordan	Amman Stock Exchange	ASE	Survey
Türkiye	Borsa İstanbul	BIST*	Survey
Malaysia	Bursa Malaysia	BM*	Survey
Azerbaijan	Baku Stock Exchange	BSE	Survey
Bangladesh	Chittagong Stock Exchange	CSE(B)	Survey
Morocco	Casablanca Stock Exchange	CSE(M)	WFE
United Arab Emirates	Dubai Financial Market	DFM	Survey
Bangladesh	Dhaka Stock Exchange	DSE	WFE
Egypt	The Egyptian Exchange	EGX	WFE
Indonesia	Indonesia Stock Exchange	IDX	Survey
Iran	Iran Fara Bourse	IFB**	WFE
Kazakhstan	Kazakhstan Stock Exchange	KASE	WFE
Palestine	Palestine Exchange	PEX	Survey
Qatar	Qatar Stock Exchange	QSE	Survey
Saudi Arabia	Saudi Stock Exchange	Tadawul	Survey
Iran	Tehran Stock Exchange	TSE**	Survey

⁴ The Members are referred and sorted by their acronyms throughout the Report.

* Unofficial acronyms that are generated to represent Members without an official acronym

** The local currency rate discrepancies in Iran have inflated some of the IFB and TSE values in U.S. Dollars

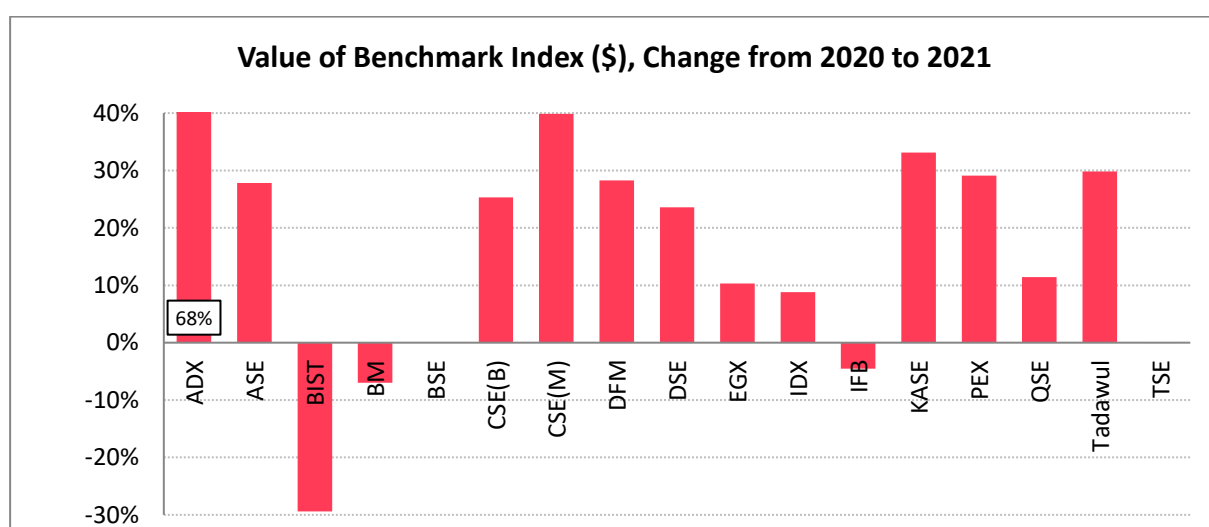
*** Product lists for Members whose data have been acquired from WFE are based on the 2020 Survey

EQUITIES

The below table plots the range of equities products that were offered by the OIC Stock Exchanges:

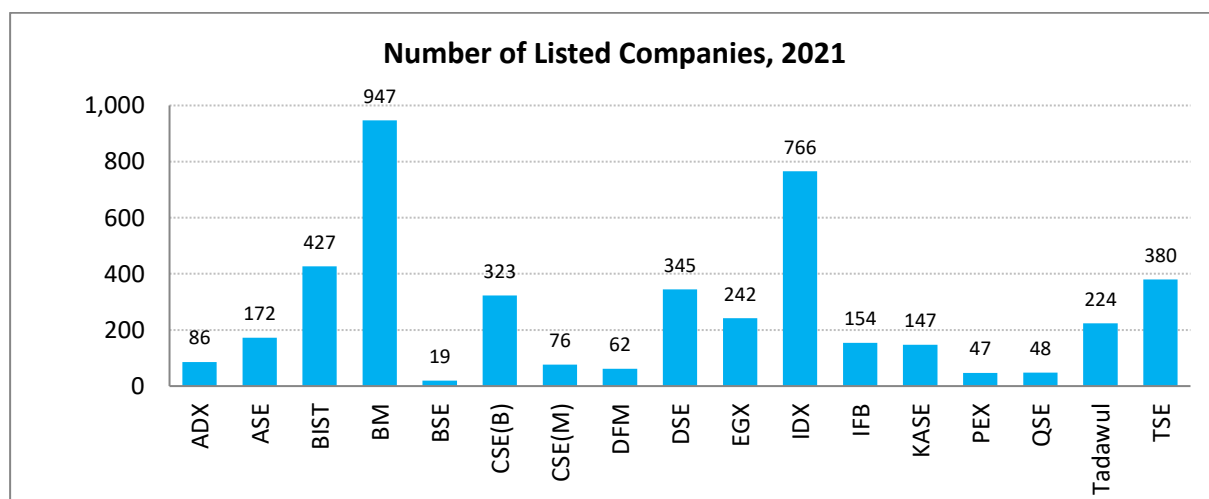
	ADX	ASE	BIST	BM	BSE	CSE (B)	CSE (M)	DFM	DSE	EGX	IDX	IFB	KASE	PEX	QSE	Tadawul	TSE
Shares	•	•	•	•	•	•	•	•	•	•	•	•	•	•	•	•	•
Securitized Derivatives			•	•							•	•				•	
ETFs	•		•	•				•		•	•	•	•		•	•	•
Investment Funds			•	•		•		•	•	•		•	•			•	•

Benchmark indices of the OIC Stock Exchanges in USD weighted by market capitalization had a 19% annual increase in 2021. The rate of change was -2.5% for the MSCI Emerging Markets Index, 21.8% for the MSCI World Index, and 18.5% for the MSCI All Country World Index.



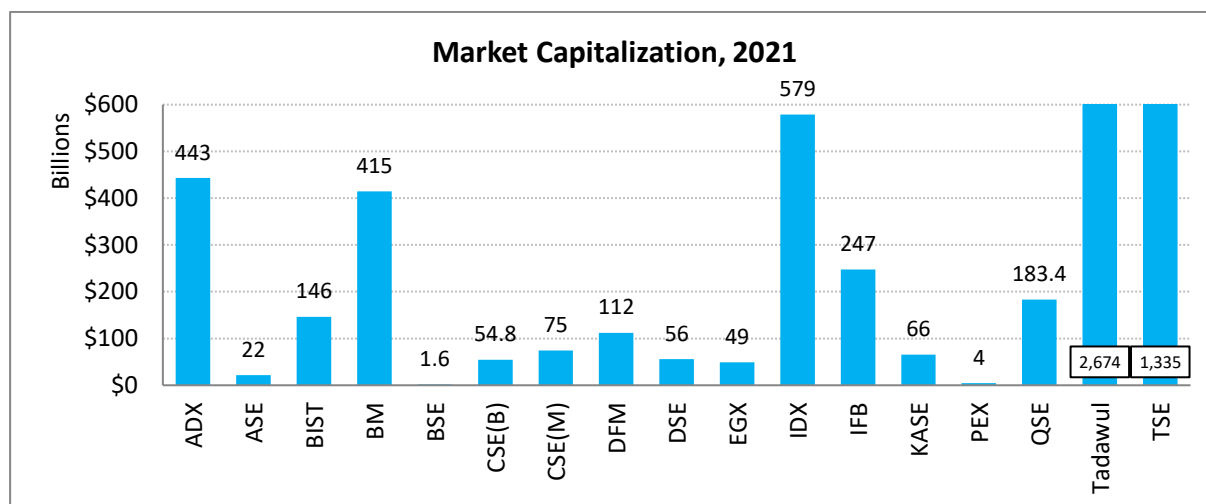
Number of Listed Companies

There were 4,465 companies listed at the OIC Stock Exchanges with a 6% annual decrease. The ratios for BM and IDX constituted 38% of the number of listed companies.

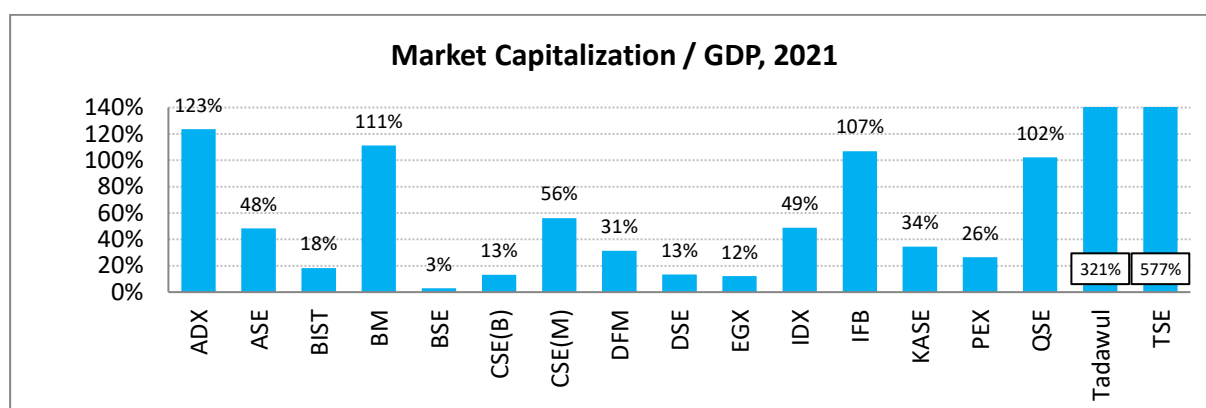


Market Capitalization

OIC Stock Exchanges have represented \$6.46 trillion of the world equities markets at the end of 2021—which is 5.2% of WFE Members' market capitalization—with a 8% annual increase in the market capitalization, while that of the WFE Members was \$123.75 trillion with a 17% annual increase.

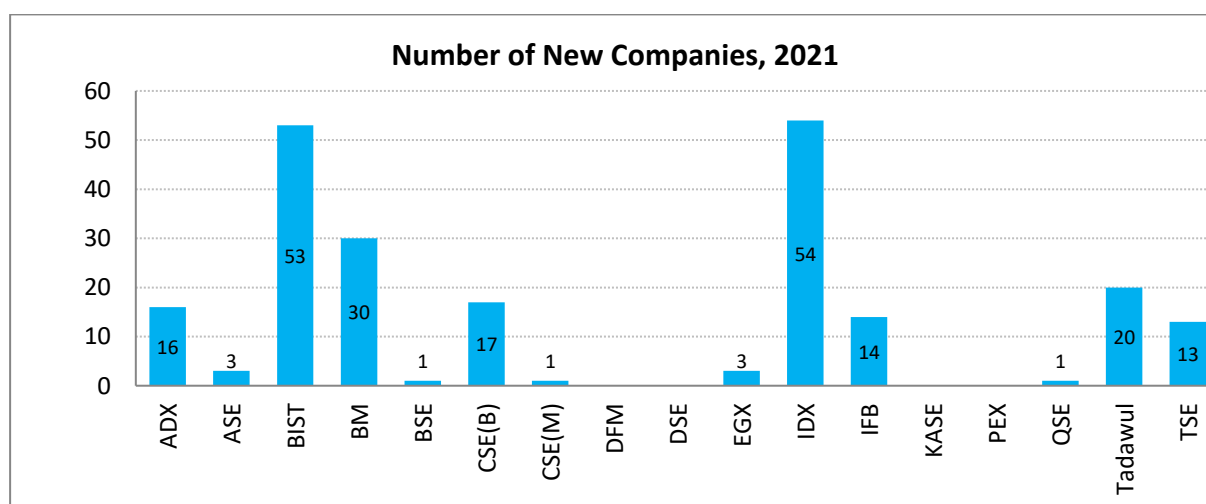


The ratio of the total market capitalizations to the total GDP values of the relative Member States was 112% for the end of 2021.



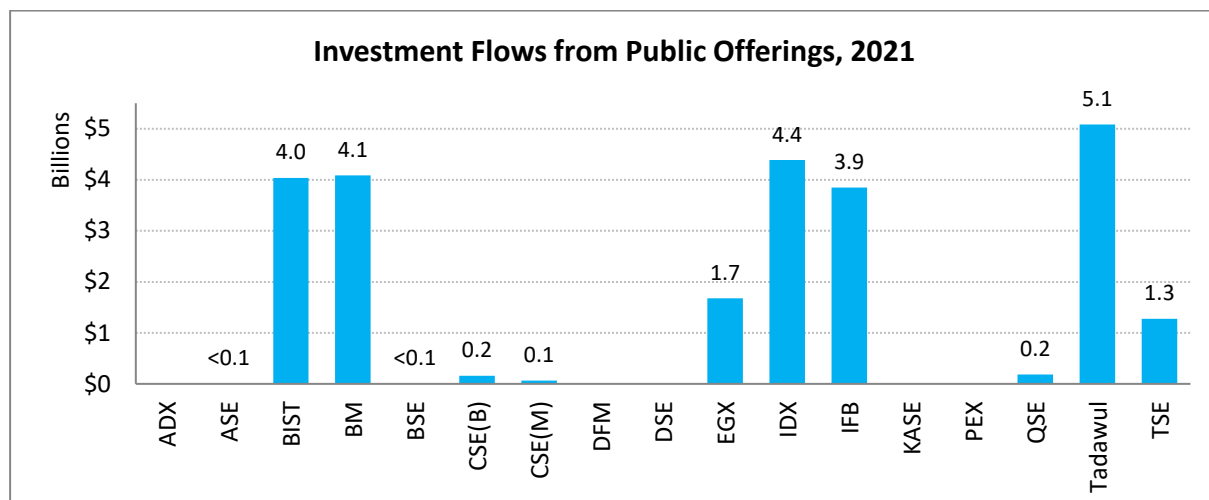
Number of New Companies

There have been 226 IPOs and other offerings in 2021 with a 29% annual increase in all offerings.



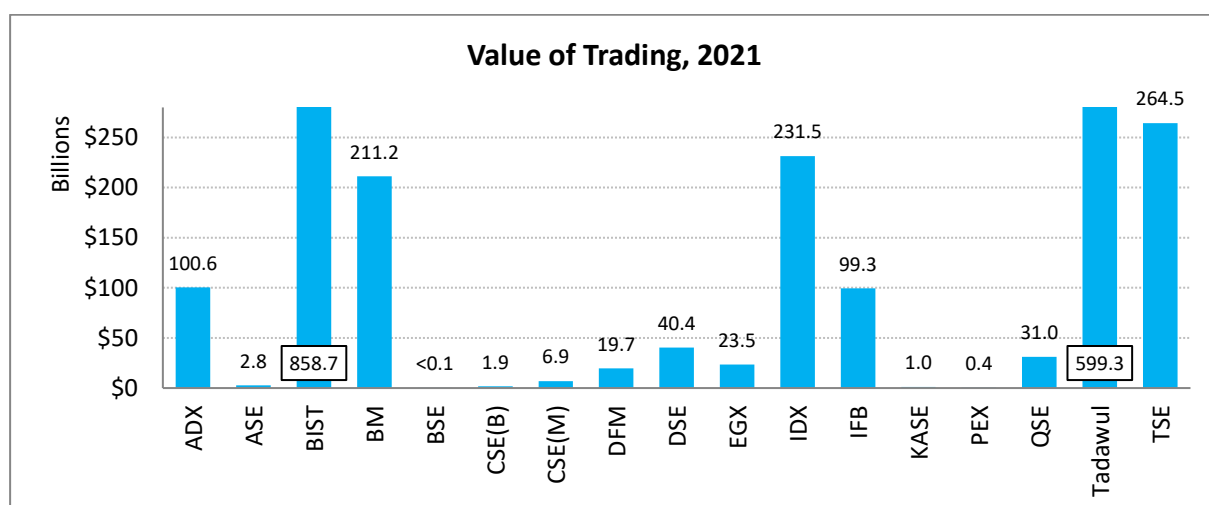
Funds Raised from Public Offerings

Funds raised from public offerings were \$24.8 billion in 2021 with an 81% annual increase.



Value of Trading

OIC Stock Exchanges had \$2.49 trillion of traded value for equities in 2021 with a 8% annual decrease, which was 1.5% of the WFE Members' value. Top 5 exchanges accounted for 87% of the traded value.



Securitized Derivatives

5 out of 17 OIC Stock Exchanges had 2,914 securitized derivatives available for trading at the end of 2021 with a 34% annual increase, whose trading value was \$6.5 billion with a 53% annual decrease.

Exchange Traded Funds (ETFs)

11 out of 17 OIC Stock Exchanges had 181 ETF products at the end of 2021 with a 20% annual increase, whose trading value was \$105.4 billion with an 80% annual increase.

Investment Funds

9 out of 17 OIC Stock Exchanges had 618 investment funds available for trading in 2021 with a 7% annual increase, whose trading value was \$82.1 billion of trading value with a 0.4% annual increase.

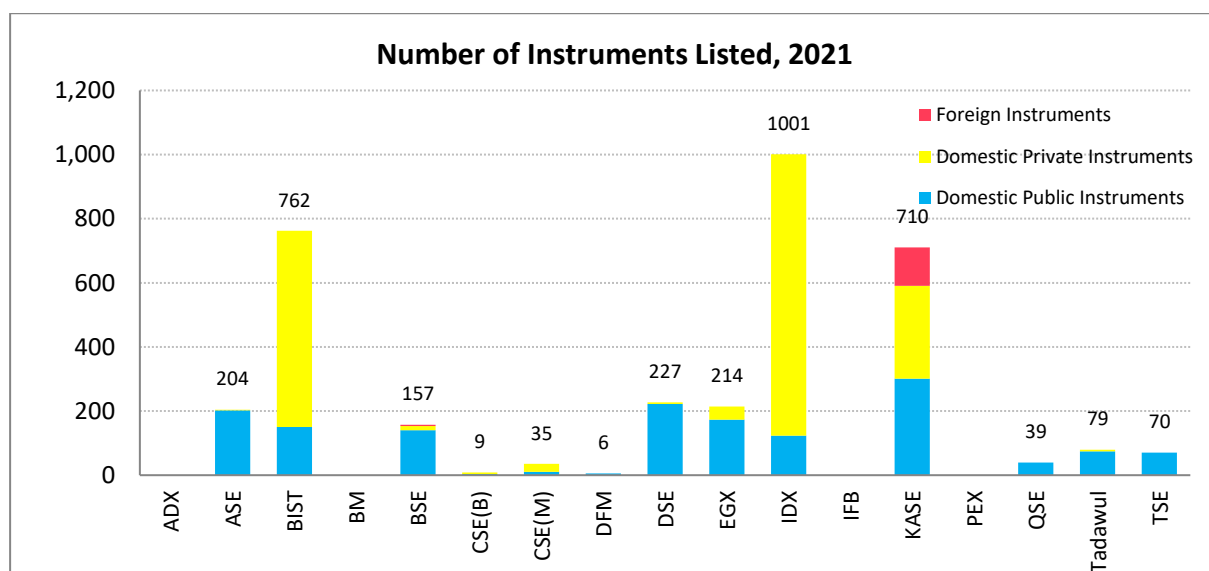
DEBT INSTRUMENTS

The outstanding value of debt instruments listed at the OIC Stock Exchanges was \$505.1 billion with a 17% annual decrease in 2021. The value of trading for the 3,513 instruments was \$1.12 trillion with a 13% annual increase.

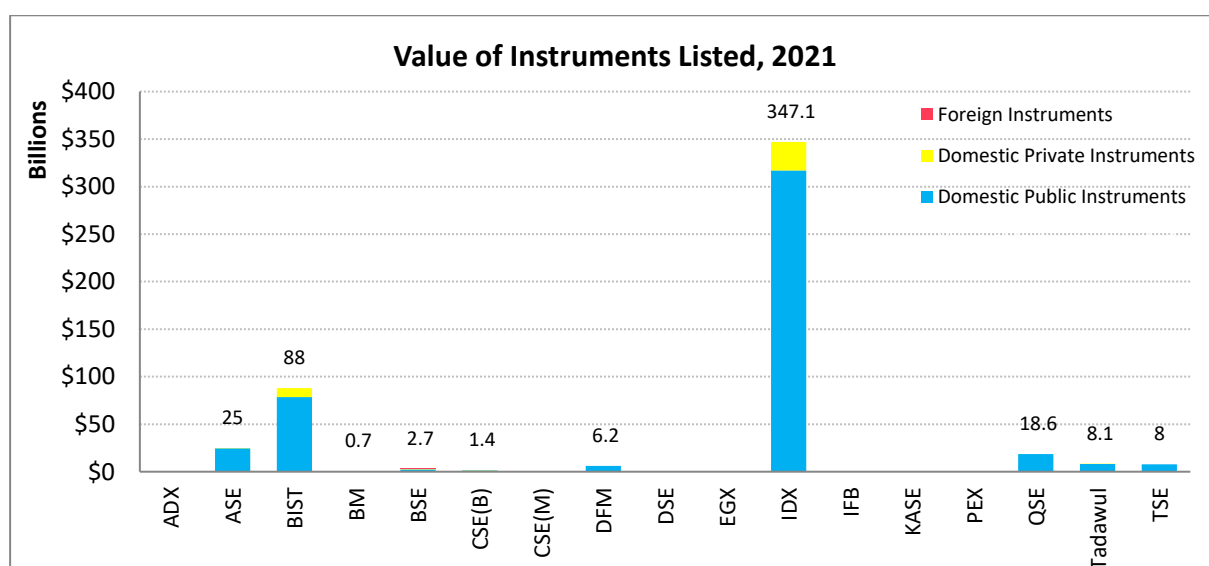
The below table plots the range of debt instruments available for trading at the OIC Stock Exchanges:

	ADX	ASE	BIST	BM	BSE	CSE (B)	CSE (M)	DFM	DSE	EGX	IDX	IFB	KASE	PEX	QSE	Tadawul	TSE
Domestic Public		•	•		•	•	•	•	•	•	•	•	•		•	•	•
Domestic Private	•	•	•	•	•	•	•		•	•	•	•	•			•	
Foreign			•		•								•				
REPO			•		•								•				

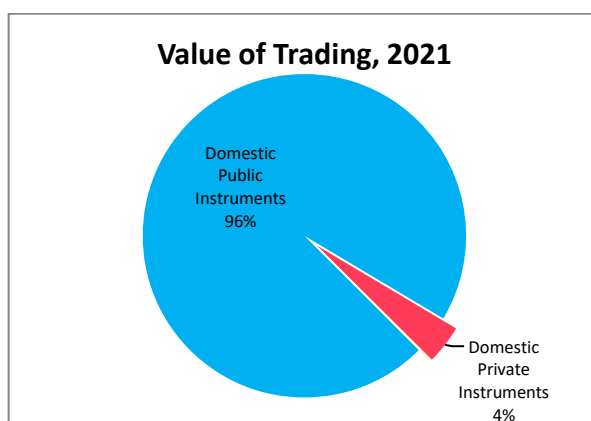
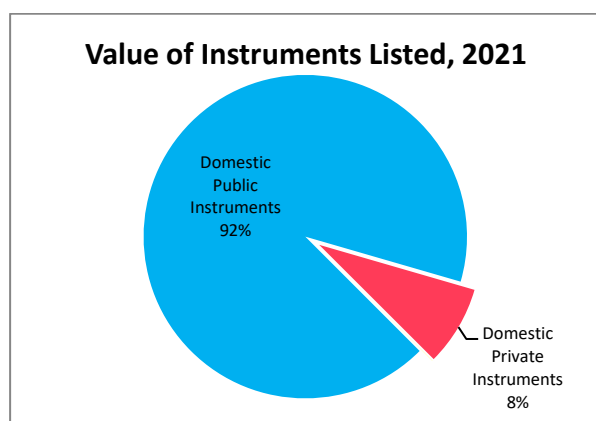
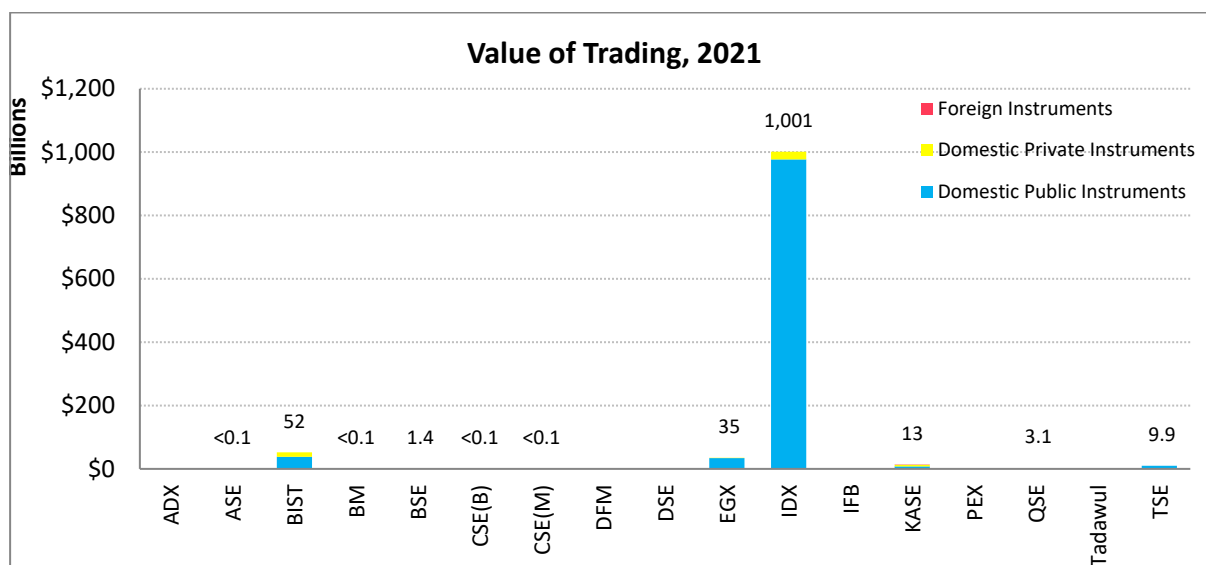
Number of debt instruments available for trading at the OIC Stock Exchanges are displayed below:



Outstanding values of the instruments are displayed below:



Domestic public instruments account for most of the volume; foreign instruments are relatively illiquid.



Domestic Public Instruments

The value of 1,515 domestic public debt instruments was \$464.7 billion at the end of 2021 with a 18% annual decrease. The value of trading was \$1071.5 billion with a 18% annual increase.

Domestic Private Instruments

The value of 1,875 domestic private debt instruments was \$40.4 billion at the end of 2021 with a 9% annual decrease. The value of trading was \$43.5 billion with a 43% annual decrease.

Foreign Instruments

Borsa İstanbul, Baku Stock Exchange, and Kazakhstan Stock Exchange had 123 foreign debt instruments at the end of 2021, valued \$75.7 million with an 8% annual decrease. The value of trading was \$577.0 million with a 125% annual increase.

REPO Market

The total REPO trading value at Borsa İstanbul and Baku Stock Exchange was \$1.63 trillion with a 39% annual decrease in 2021.

DERIVATIVES

Borsa İstanbul, Bursa Malaysia, Dubai Financial Market, Iran Fara Bourse and Tehran Stock Exchange had a total of 4.9 billion derivatives contracts traded in 2021 with a 170% annual increase. The types of listed contracts at these exchanges are plotted below:

	ADX	ASE	BIST	BM	BSE	CSE (B)	CSE (M)	DFM	DSE	EGX	IDX	IFB	KASE	PEX	QSE	Tadawul	TSE
Stock Futures			•	•				•					•				•
Stock Index Futures			•	•									•				•
ETF Futures																	
Interest Rate Futures			•	•													
Currency Futures			•										•				
Commodity Futures			•	•													
Stock Options			•									•					•
Stock Index Options			•	•													
ETF Options																	
Interest Rate Options				•								•					
Currency Options			•														
Commodity Options				•													

Stock Futures

Borsa İstanbul, Bursa Malaysia, Dubai Financial Market, and Tehran Stock Exchange have stock futures available for trading. Borsa İstanbul, Bursa Malaysia, and Dubai Financial Market had trading volume of 1.7 billion contracts in 2021 with a 46% annual increase.

Stock Index Futures

Borsa İstanbul, Bursa Malaysia, and Tehran Stock Exchange have stock index futures available for trading with a trading volume of 97.8 million contracts in 2021 with a 7% annual decrease.

Interest Rate Futures

Borsa İstanbul and Bursa Malaysia have interest rate futures contracts available for trading with a trading volume of 147 contracts in 2021 with a 69% annual decrease.

Currency Futures

Borsa İstanbul had 96.2 million contracts traded 2021 with a 53% annual increase.

Commodity Futures

Borsa İstanbul and Bursa Malaysia have commodity futures available for trading with 150.7 million contracts traded in 2021 with a 13% annual decrease.

Stock Options

Borsa İstanbul, Iran Fara Bourse and Tehran Stock Exchange have stock options available for trading with 2.8 billion contracts traded in 2021 with an 891% annual increase.

Stock Index Options

Borsa İstanbul and Bursa Malaysia have stock index options available with 421,772 contracts traded in 2021 with a 17% annual increase.

Interest Rate Options

Bursa Malaysia and Iran Fara Bourse have interest rate options with no trading in 2021.

Currency Options

Borsa İstanbul was the only OIC exchange that has currency options available for trading with 748,351 contracts traded in 2021 with a 22% annual decrease.

Commodity Options

Bursa Malaysia was the only OIC exchange that had commodity options available for trading with 95,205 contracts traded in 2021 with a 50% annual increase.

OTHER PRODUCTS

Borsa İstanbul has spot commodities available for trading; trading value of gold was \$18.3 billion with a 59% annual decrease, trading value of silver was \$657.1 million with an 8% annual increase, and trading value of platinum and palladium was \$2.6 million with a %100 annual increase in 2021.

SHARIA-COMPLIANT SECURITIES

According to Islamic Financial Services Board's (IFSB's) Islamic Financial Services Industry (IFSI) Stability Report, the Islamic financial industry has grown to \$2.7 trillion in 2020 with an 11% annual increase. The share of Islamic capital markets was 31% with \$833.3 billion of value and a 27% annual growth.

In terms of Sharia-compliant securities available for trading, based on the responses from 5 OIC Stock Exchanges, there are 380 sukuk products (a 13% annual increase) with the outstanding value of \$79.0 billion (an 18% annual increase) and trading value of \$21.1 billion (a 30% annual increase) in 2021. The number of Sharia-compliant shares are 1,913 in 2021 with a 6% annual increase. There are also 51 Sharia-compliant funds including ETFs and REITs with a 6% annual decrease.

ANNEX I: Members⁵

Stock Exchanges

Member State	Name	Acronym
Albania	Albanian Securities Exchange	ALSE
Algeria	Algiers Stock Exchange	SGBV
Azerbaijan	Baku Stock Exchange	BSE(A)
Bahrain	Bahrain Stock Exchange	BHB
Bangladesh	Chittagong Stock Exchange	CSE(B)
Bangladesh	Dhaka Stock Exchange Limited	DSE
Cameroon	Douala Stock Exchange	DSX
Egypt	The Egyptian Exchange	EGX
Guyana	The Guyana Assn. of Securities Cos & Intermediaries	GASCI
Indonesia	Indonesia Stock Exchange	IDX
Iran	Iran Fara Bourse	IFB
Iran	Tehran Stock Exchange	TSE
Iraq	Iraq Stock Exchange	ISX
Jordan	Amman Stock Exchange	ASE(J)
Kazakhstan	Astana International Exchange	AIX
Kazakhstan	Kazakhstan Stock Exchange	KASE
Kuwait	Boursa Kuwait	KWSE
Kyrgyzstan	Kyrgyz Stock Exchange	KSE(K)
Lebanon	Beirut Stock Exchange	BSE(L)
Libya	Libyan Stock Market	LSM
Malaysia	Bursa Malaysia	BM*
Maldives	Maldives Stock Exchange	MSE
Morocco	Casablanca Stock Exchange	CSE(M)
Mozambique	Bolsa de Valores de Moçambique	BVM
Nigeria	Nigerian Stock Exchange	NSE
Oman	Muscat Securities Market	MSM
Pakistan	Pakistan Stock Exchange	PSX
Palestine	Palestine Securities Exchange	PEX
Qatar	Qatar Stock Exchange	QSE
Saudi Arabia	Saudi Stock Exchange	Tadawul
Sierra Leone	Sierra Leone Stock Exchange	SLSE
Somalia	Somali Stock Exchange	SSE(SOM)
Sudan	Khartoum Stock Exchange	KSE(S)
Suriname	Suriname Stock Exchange	SSE(SUR)
Syria	Damascus Securities Exchange	DSE(S)
Tajikistan	Central Asian Stock Exchange	CASE
Tunisia	Bourse des Valeurs Mobilières de Tunis	BVMT
Türkiye	Borsa İstanbul	BIST*
Turkmenistan	Ashgabat Stock Exchange	ASE(T)
Uganda	Uganda Stock Exchange	USE
United Arab Emirates	Abu Dhabi Securities Exchange	ADX
United Arab Emirates	Dubai Financial Market	DFM
United Arab Emirates	Nasdaq Dubai	ND*
Uzbekistan	Toshkent Republican Stock Exchange	UZSE

⁵ Afghanistan, Brunei Darussalam, Comoros, Djibouti, Guinea, Gambia, Mauritania, Chad, and Yemen do not have any active exchanges or CSDs.

* Unofficial acronyms that are generated to represent Members without an official acronym

Commodities Exchanges

Member State	Name	Acronym
Indonesia	Indonesia Commodity & Derivatives Exchange	ICDX
Indonesia	Jakarta Futures Exchange	BBJ
Iran	Iran Energy Exchange	IRENEX
Iran	Iran Mercantile Exchange	IME
Kazakhstan	Eurasian Trading System Commodity Exchange	ETS
Nigeria	Abuja Securities and Commodity Exchange	ASCE
Pakistan	Pakistan Mercantile Exchange	PMEX
Türkiye	Turkish Mercantile Exchange	TURIB
Turkmenistan	The State Commodity And Raw Materials Exchange	SCRMET
Uganda	Uganda Commodity Exchange	UCE
United Arab Emirates	Dubai Gold and Commodities Exchange	DGCX
United Arab Emirates	Dubai Mercantile Exchange	DME
Uzbekistan	Uzbek Commodity Exchange	UZEX

Regional Exchanges

Member State	Name	Acronym
Benin, Burkina Faso, Cote d'Ivoire, Guinea-Bissau, Mali, Niger, Senegal, Togo	Bourse Régionale des Valeurs Mobilières	BRVM
Gabon	Bourse des Valeurs Mobilières d'Afrique Centrale	BVMAC

Central Securities Depositories

Member State	Name	Acronym
Albania	Albanian Securities Register	ALREG
Algeria	Algérie Clearing	AC*
Azerbaijan	National Depository Center of the Republic of Azerbaijan	NDC
Bangladesh	Central Depository Bangladesh Limited	CDBL
Egypt	Misr for Central Clearing, Depository and Registry	MCDR
Indonesia	Indonesian Central Securities Depository	KSEI
Iran	Central Securities Depository of Iran	CSDI
Jordan	Securities Depository Center of Jordan	SDC
Kazakhstan	Kazakhstan Central Securities Depository	KACD
Kuwait	Kuwait Clearing Company	KCC
Kyrgyzstan	Central Depository of Kyrgyz Republic	CDK*
Lebanon	Midclear	MC(L)*
Maldives	Maldives Securities Depository	MSD
Morocco	Maroclear	MC(M)*
Nigeria	Central Securities Clearing System	CSCS
Oman	Muscat Clearing & Depository Company	MCD
Pakistan	Central Depository Company of Pakistan	CDC
Qatar	Qatar Central Securities Depository	QCSD
Tajikistan	Central Depository of Tajikistan	CDT*
Tunisia	Tunisie Clearing	TC
Türkiye	Central Registry Agency	MKK
Uzbekistan	Uzbekistan Central Securities Depository	UCSD*

ANNEX II: Survey Responses

Section	General Information	Topics	Questions	Answers		
0.1.1	1	Member Exchange	Name of the Exchange	Abu Dhabi Securities Exchange		
0.1.2			Acronym of the Exchange	ADX		
0.1.3			Corporate Website Address	www.adx.ae		
0.1.4			Corporate E-mail Address	ce@adx.ae		
0.1.5			Most Senior Executive Title	Chief Executive Officer		
0.1.6			Most Senior Executive Name	Mr. Saeed Hamad Al Dhaheri		
0.3.5	3	Indicators and Operations		2020	2021	
0.3.6			Value of Benchmark Index	5,045	8,488	
0.3.7			Number of Trading Days	251	249	
1			Local Currency / USD Rate	3.6700	3.6700	
1.1.1	2	Equities	Products	2020	2021	
1.1.3			Shares	Number of Companies	70	86
1.1.4				Market Capitalization	USD 202,173,930,000	USD 443,136,114,411
1.1.6				Number of New Companies	-	16
1.1.8				Investment Flows		
1.2.1			Securitized Derivatives	Value of Trading	USD 19,811,890,000	USD 100,615,404,624
1.2.3				Number of Securitized Derivatives		
1.3.1			ETFs	Value of Trading		
1.3.3				Number of ETFs	1	1
1.4.1			Investment Funds	Value of Trading	USD 7,790	USD 56,819,731
1.4.3	Number of Investment Funds					
2	4	Debt Securities	Products	2020	2021	
2.1.2			Domestic Public Instruments	Number of Instruments		
2.1.3				Value of Instruments		
2.1.6				Value of Trades		
2.2.2			Domestic Private Instruments	Number of Instruments		
2.2.3				Value of Instruments		
2.2.6				Value of Trades		
2.3.2			Foreign Instruments	Number of Instruments		
2.3.3				Value of Instruments		
2.3.6				Value of Trades		
2.4.1	REPO	Value of Trades				
3	5	Derivatives	Products	2020	2021	
3.1.1			Stock Futures	Number of Contracts Traded		
3.2.1				Stock Index Futures	Number of Contracts Traded	
3.3.1			ETF Futures	Number of Contracts Traded		
3.4.1			Interest Rate Futures	Number of Contracts Traded		
3.5.1			Currency Futures	Number of Contracts Traded		
3.6.1			Commodity Futures	Number of Contracts Traded		
3.7.1			Stock Options	Number of Contracts Traded		
3.8.1			Stock Index Options	Number of Contracts Traded		
3.9.1			ETF Options	Number of Contracts Traded		
3.10.1	Interest Rate Options	Number of Contracts Traded				
3.11.1		Currency Options	Number of Contracts Traded			
3.12.1	Commodity Options	Number of Contracts Traded				
4	6	Other Products	Products	2020	2021	
4.1.1			Value of Trading			
4.2.1			Value of Trading			
4.3.1			Value of Trading			
5	7	Sharia-compliant Securities	Products	2020	2021	
5.1.2			Sukuk	Number of Instruments		
5.1.3				Value of Instruments		
5.1.4				Value of Trades		
5.2.1			Sharia-compliant Shares	Number of Companies		
5.3.1	Sharia-compliant Funds	Number of Instruments				

General Information	Topics	Questions	Answers	
General Information	Member Exchange	Name of the Exchange	Amman Stock Exchange	
		Acronym of the Exchange	ASE	
		Corporate Website Address	www.exchange.jo	
		Corporate E-mail Address	info@ase.com.jo	
		Most Senior Executive Title	Chief Executive Officer	
		Most Senior Executive Name	Mr. Mazen Wathaifi	
	Indicators and Operations		2020	2021
		Value of Benchmark Index	1,657	2,119
		Number of Trading Days	213	247
		Local Currency / USD Rate	0.7090	0.7090
Equities	Products	Questions	2020	2021
Equities	Shares	Number of Companies	179	172
		Market Capitalization	USD 18,205,653,479	USD 21,855,677,972
		Number of New Companies	-	3
		Investment Flows	USD 338,505	USD 15,132,413
		Value of Trading	USD 1,479,301,398	USD 2,769,529,685
	Securitized Derivatives	Number of Securitized Derivatives		
		Value of Trading		
	ETFs	Number of ETFs		
		Value of Trading		
	Investment Funds	Number of Investment Funds		
		Value of Trading		
Debt Securities	Products	Questions	2020	2021
Debt Securities	Domestic Public Instruments	Number of Instruments	185	202
		Value of Instruments	USD 23,016,884,344	USD 24,772,878,702
		Value of Trades	USD 364,457	USD 156,560
	Domestic Private Instruments	Number of Instruments	3	2
		Value of Instruments	USD 58,335,684	USD 54,104,372
		Value of Trades	USD -	USD 2,000,000
	Foreign Instruments	Number of Instruments		
		Value of Instruments		
		Value of Trades		
	REPO	Value of Trades		
Derivatives	Products	Questions	2020	2021
Derivatives	Stock Futures	Number of Contracts Traded		
	Stock Index Futures	Number of Contracts Traded		
	ETF Futures	Number of Contracts Traded		
	Interest Rate Futures	Number of Contracts Traded		
	Currency Futures	Number of Contracts Traded		
	Commodity Futures	Number of Contracts Traded		
	Stock Options	Number of Contracts Traded		
	Stock Index Options	Number of Contracts Traded		
	ETF Options	Number of Contracts Traded		
	Interest Rate Options	Number of Contracts Traded		
	Currency Options	Number of Contracts Traded		
	Commodity Options	Number of Contracts Traded		
Other Products	Products	Questions	2020	2021
Other Products		Value of Trading		
		Value of Trading		
		Value of Trading		
Sharia-compliant Securities	Products	Questions	2020	2021
Sharia-compliant Securities	Sukuk	Number of Instruments		
		Value of Instruments		
		Value of Trades		
Sharia-compliant Securities	Sharia-compliant Shares	Number of Companies		
	Sharia-compliant Funds	Number of Instruments		

General Information	Topics	Questions	Answers	
General Information	Member Exchange	Name of the Exchange	Borsa İstanbul	
		Acronym of the Exchange	BİST	
		Corporate Website Address	www.borsaistanbul.com	
		Corporate E-mail Address	international@borsaistanbul.com	
		Most Senior Executive Title	Chief Executive Officer	
		Most Senior Executive Name	Dr. Korkmaz Ergun	
	Indicators and Operations		2020	2021
		Value of Benchmark Index	1,477	1,858
		Number of Trading Days	252	250
		Local Currency / USD Rate	7.4194	13.2200
Equities	Products	Questions	2020	2021
Equities	Shares	Number of Companies	371	427
		Market Capitalization	USD 237,473,620,000	USD 146,290,891,299
		Number of New Companies	8	53
		Investment Flows	USD 1,006,930,000	USD 4,035,977,718
		Value of Trading	USD 871,542,110,000	USD 858,682,663,821
	Securitized Derivatives	Number of Securitized Derivatives	1,056	1,695
		Value of Trading	USD 4,328,610,000	USD 2,999,400,000
	ETFs	Number of ETFs	13	15
		Value of Trading	USD 2,893,640,000	USD 1,674,900,000
	Investment Funds	Number of Investment Funds	9	53
		Value of Trading	USD 4,114,650,000	USD 19,173,340,000
Debt Securities	Products	Questions	2020	2021
Debt Securities	Domestic Public Instruments	Number of Instruments	137	150
		Value of Instruments	USD 215,611,459,352	USD 78,602,060,000
		Value of Trades	USD 83,002,053,287	USD 37,791,230,000
	Domestic Private Instruments	Number of Instruments	569	612
		Value of Instruments	USD 13,567,349,521	USD 9,295,310,000
		Value of Trades	USD 15,320,479,306	USD 14,503,680,000
	Foreign Instruments	Number of Instruments		-
		Value of Instruments		
		Value of Trades		
	REPO	Value of Trades	USD 2,686,155,214,282	USD 1,629,276,782,804
Derivatives	Products	Questions	2020	2021
Derivatives	Stock Futures	Number of Contracts Traded	1,196,068,823	1,748,803,926
	Stock Index Futures	Number of Contracts Traded	101,908,901	95,121,918
	ETF Futures	Number of Contracts Traded		
	Interest Rate Futures	Number of Contracts Traded	147	7
	Currency Futures	Number of Contracts Traded	62,724,188	96,247,118
	Commodity Futures	Number of Contracts Traded	157,669,915	135,088,965
	Stock Options	Number of Contracts Traded	5,328,340	10,926,398
	Stock Index Options	Number of Contracts Traded	352,822	414,843
	ETF Options	Number of Contracts Traded		
	Interest Rate Options	Number of Contracts Traded		
	Currency Options	Number of Contracts Traded	960,535	748,351
	Commodity Options	Number of Contracts Traded		
Other Products	Products	Questions	2020	2021
Other Products	Gold	Value of Trading	USD 44,700,425,939	USD 18,319,040,147
	Silver	Value of Trading	USD 609,652,547	USD 657,054,062
	Platinum and Palladium	Value of Trading	USD 1,329,284	USD 2,571,003
Sharia-compliant Securities	Products	Questions	2020	2021
Sharia-compliant Securities		Number of Instruments	103	111
		Value of Instruments	USD 16,605,593,209	USD 14,526,064,853
		Value of Trades	USD 9,295,378,228	USD 7,550,474,434
	Sharia-compliant Shares	Number of Companies	142	169
	Sharia-compliant ETFs	Number of Instruments	23	7

General Information	Topics	Questions	Answers	
General Information	Member Exchange	Name of the Exchange	Bursa Malaysia Berhad	
		Acronym of the Exchange	BM	
		Corporate Website Address	www.bursamalaysia.com	
		Corporate E-mail Address		
		Most Senior Executive Title	Chief Executive Officer	
		Most Senior Executive Name	Datuk Muhamad Umar Swift	
	Indicators and Operations		2020	2021
		Value of Benchmark Index	1,627	1,568
		Number of Trading Days	248	245
		Local Currency / USD Rate	4.0285	4.1740
Equities	Products	Questions	2020	2021
Equities	Shares	Number of Companies	927	947
		Market Capitalization	USD 435,833,511,212	USD 414,683,051,590
		Number of New Companies	19	30
		Investment Flows	USD 2,482,497,916	USD 4,089,034,969
		Value of Trading	USD 254,524,812,245	USD 211,189,779,274
	Securitized Derivatives	Number of Securitized Derivatives	891	1,008
		Value of Trading	USD 8,836,255,480	USD 2,870,833,229
	ETFs	Number of ETFs	20	20
	Investment Funds	Value of Trading	USD 79,651,509	USD 59,626,211
		Number of Investment Funds	20	20
Debt Securities	Domestic Public Instruments	Value of Trading	USD 1,653,835,157	USD 731,137,468
		Number of Instruments		
		Value of Instruments		
	Domestic Private Instruments	Value of Trades		
		Number of Instruments	15	
		Value of Instruments	USD 410,463,273	USD 725,262,759
		Value of Trades	USD 15,049,495	USD 57,668,463
	Foreign Instruments	Number of Instruments		
		Value of Instruments		
	REPO	Value of Trades		
Derivatives	Products	Questions	2020	2021
Derivatives	Stock Futures	Number of Contracts Traded	118	2,331
	Stock Index Futures	Number of Contracts Traded	3,553,496	2,706,030
	ETF Futures	Number of Contracts Traded		
	Interest Rate Futures	Number of Contracts Traded	320	140
	Currency Futures	Number of Contracts Traded		
	Commodity Futures	Number of Contracts Traded	14,607,304	15,608,083
	Stock Options	Number of Contracts Traded		
	Stock Index Options	Number of Contracts Traded	8,873	6,929
	ETF Options	Number of Contracts Traded		
	Interest Rate Options	Number of Contracts Traded	-	-
Other Products	Currency Options	Number of Contracts Traded		
	Commodity Options	Number of Contracts Traded	63,626	95,205
	Products	Questions	2020	2021
		Value of Trading		
		Value of Trading		
Sharia-compliant Securities	Products	Value of Trading		
		Questions	2020	2021
		Number of Instruments	4	3
	Sharia-compliant Shares	Value of Instruments	USD 130,085,640	USD 99,838,285
		Value of Trades	USD 498,048	USD 457,348
	Sharia-compliant ETFs	Number of Companies	742	750
		Number of Instruments	6	10

General Information	Topics	Questions	Answers	
Equities	Member Exchange	Name of the Exchange	Baku Stock Exchange	
		Acronym of the Exchange	BSE	
		Corporate Website Address	www.bfb.az/en	
		Corporate E-mail Address	business@bse.az	
		Most Senior Executive Title	Acting Chairman of the Board	
		Most Senior Executive Name	Eldar Abdullayev	
	Indicators and Operations		2020	2021
		Value of Benchmark Index		
		Number of Trading Days	240	241
		Local Currency / USD Rate	1.7000	1.7000
Debt Securities	Shares	Number of Companies	13	19
		Market Capitalization	USD 1,433,488,235	USD 1,594,405,882
		Number of New Companies	2	1
		Investment Flows	USD -	USD 10,588,235
		Value of Trading	USD 35,252,941	USD 25,888,235
		Number of Securitized Derivatives		
	Securitized Derivatives	Value of Trading		
	ETFs	Number of ETFs		
		Value of Trading		
	Investment Funds	Number of Investment Funds		
		Value of Trading		
Derivatives	Domestic Public Instruments	Number of Instruments	122	140
		Value of Instruments	USD 4,715,120,212	USD 2,532,487,786
		Value of Trades	USD 2,869,000,000	USD 1,302,540,000
	Domestic Private Instruments	Number of Instruments	4	13
		Value of Instruments	USD 20,006,816	USD 58,337,751
		Value of Trades	USD 68,770,000	USD 53,810,000
	Foreign Instruments	Number of Instruments	4	4
		Value of Instruments	USD 82,043,902	USD 75,731,435
		Value of Trades	USD 2,190,000	USD 53,430,000
	REPO	Value of Trades	USD 1,264,812,175	USD 4,233,138,437
Other Products	Products	Questions	2020	2021
		Stock Futures	Number of Contracts Traded	
		Stock Index Futures	Number of Contracts Traded	
		ETF Futures	Number of Contracts Traded	
		Interest Rate Futures	Number of Contracts Traded	
		Currency Futures	Number of Contracts Traded	
		Commodity Futures	Number of Contracts Traded	
		Stock Options	Number of Contracts Traded	
		Stock Index Options	Number of Contracts Traded	
		ETF Options	Number of Contracts Traded	
		Interest Rate Options	Number of Contracts Traded	
		Currency Options	Number of Contracts Traded	
		Commodity Options	Number of Contracts Traded	
	CFD derivatives on currencies	Value of Trading		
		Value of Trading		
		Value of Trading		
Sharia-compliant Securities	Products	Questions	2020	2021
		Number of Instruments		
		Value of Instruments		
		Value of Trades		
	Sharia-compliant Shares	Number of Companies		
	Sharia-compliant ETFs	Number of Instruments		

General Information	Topics	Questions	Answers	
General Information	Member Exchange	Name of the Exchange	Chittagong Stock Exchange Ltd.	
		Acronym of the Exchange	CSE(B)	
		Corporate Website Address	www.cse.com.bd	
		Corporate E-mail Address	info@cse.com.bd	
		Most Senior Executive Title	Managing Director (Acting)	
		Most Senior Executive Name	Mr. Md. Ghulam Faruque	
	Indicators and Operations		2020	2021
		Value of Benchmark Index	1,160	1,471
		Number of Trading Days	208	240
		Local Currency / USD Rate	84.8000	85.8000
Equities	Products	Questions	2020	2021
Equities	Shares	Number of Companies	299	323
		Market Capitalization	USD 44,280,052,292	USD 54,781,461,391
		Number of New Companies	7	17
		Investment Flows	USD 95,621,738	USD 160,372,960
		Value of Trading	USD 727,928,190	USD 1,851,825,017
	Securitized Derivatives	Number of Securitized Derivatives		
		Value of Trading		
	ETFs	Number of ETFs		
		Value of Trading		
	Investment Funds	Number of Investment Funds	37	36
		Value of Trading	USD 12,903,550	USD 29,561,023
Debt Securities	Products	Questions	2020	2021
Debt Securities	Domestic Public Instruments	Number of Instruments		4
		Value of Instruments		USD 1,284,030,303
		Value of Trades		USD 6,159
	Domestic Private Instruments	Number of Instruments	2	5
		Value of Instruments	USD 47,346,698	USD 68,020,979
		Value of Trades	USD 1,816,622	USD 1,495,362
	Foreign Instruments	Number of Instruments		
		Value of Instruments		
		Value of Trades		
	REPO	Value of Trades		
Derivatives	Products	Questions	2020	2021
Derivatives	Stock Futures	Number of Contracts Traded		
	Stock Index Futures	Number of Contracts Traded		
	ETF Futures	Number of Contracts Traded		
	Interest Rate Futures	Number of Contracts Traded		
	Currency Futures	Number of Contracts Traded		
	Commodity Futures	Number of Contracts Traded		
	Stock Options	Number of Contracts Traded		
	Stock Index Options	Number of Contracts Traded		
	ETF Options	Number of Contracts Traded		
	Interest Rate Options	Number of Contracts Traded		
	Currency Options	Number of Contracts Traded		
	Commodity Options	Number of Contracts Traded		
Other Products	Products	Questions	2020	2021
Other Products		Value of Trading		
		Value of Trading		
		Value of Trading		
Sharia-compliant Securities	Products	Questions	2020	2021
Sharia-compliant Securities		Number of Instruments		
		Value of Instruments		
		Value of Trades		
	Sharia-compliant Shares	Number of Companies	129	134
	Sharia-compliant ETFs	Number of Instruments		

General Information	Topics	Questions	Answers	
General Information	Member Exchange	Name of the Exchange	Dubai Financial Market	
		Acronym of the Exchange	DFM	
		Corporate Website Address	www.dfm.ae	
		Corporate E-mail Address	customerservice@dfm.ae	
		Most Senior Executive Title	Chief Executive Officer	
		Most Senior Executive Name	Hamed Ahmed Ali	
	Indicators and Operations		2020	2021
		Value of Benchmark Index	2,492	3,196
		Number of Trading Days	251	249
		Local Currency / USD Rate	3.6700	3.6700
Equities	Products	Questions	2020	2021
Equities	Shares	Number of Companies	50	62
		Market Capitalization	USD 92,681,371,480	USD 112,113,944,305
		Number of New Companies	-	-
		Investment Flows	USD 2,724,796	-
		Value of Trading	USD 17,878,520,807	USD 19,704,952,786
	Securitized Derivatives	Number of Securitized Derivatives	-	-
		Value of Trading	-	-
	ETFs	Number of ETFs	1	2
		Value of Trading	USD 168,587	USD 4,005,808
	Investment Funds	Number of Investment Funds	1	1
		Value of Trading	USD -	USD -
Debt Securities	Products	Questions	2020	2021
Debt Securities	Domestic Public Instruments	Number of Instruments	7	6
		Value of Instruments	USD 6,650,000,000	USD 6,150,000,000
		Value of Trades	USD -	USD -
	Domestic Private Instruments	Number of Instruments	-	-
		Value of Instruments	-	-
		Value of Trades	-	-
	Foreign Instruments	Number of Instruments	-	-
		Value of Instruments	-	-
		Value of Trades	-	-
	REPO	Value of Trades	-	-
Derivatives	Products	Questions	2020	2021
Derivatives	Stock Futures	Number of Contracts Traded	93,717	426,320
	Stock Index Futures	Number of Contracts Traded	-	-
	ETF Futures	Number of Contracts Traded	-	-
	Interest Rate Futures	Number of Contracts Traded	-	-
	Currency Futures	Number of Contracts Traded	-	-
	Commodity Futures	Number of Contracts Traded	-	-
	Stock Options	Number of Contracts Traded	-	-
	Stock Index Options	Number of Contracts Traded	-	-
	ETF Options	Number of Contracts Traded	-	-
	Interest Rate Options	Number of Contracts Traded	-	-
	Currency Options	Number of Contracts Traded	-	-
	Commodity Options	Number of Contracts Traded	-	-
Other Products	Products	Questions	2020	2021
Other Products		Value of Trading	-	-
		Value of Trading	-	-
		Value of Trading	-	-
Sharia-compliant Securities	Products	Questions	2020	2021
Sharia-compliant Securities		Number of Instruments	-	-
		Value of Instruments	-	-
		Value of Trades	-	-
	Sharia-compliant Shares	Number of Companies	-	-
	Sharia-compliant ETFs	Number of Instruments	-	-

General Information	Topics	Questions	Answers	
General Information	Member Exchange	Name of the Exchange	Indonesia Stock Exchange	
		Acronym of the Exchange	IDX	
		Corporate Website Address	www.idx.co.id	
		Corporate E-mail Address		
		Most Senior Executive Title	President Director	
		Most Senior Executive Name	Inarno Djajadi	
	Indicators and Operations		2020	2021
		Value of Benchmark Index	5,979	6,581
		Number of Trading Days	242	247
		Local Currency / USD Rate	14,105.0000	14,269.0000
Equities	Products	Questions	2020	2021
Equities	Shares	Number of Companies	713	766
		Market Capitalization	USD 494,151,650,873	USD 578,570,575,442
		Number of New Companies	51	54
		Investment Flows	USD 395,486,892	USD 4,387,721,696
		Value of Trading	USD 153,622,553,167	USD 231,476,094,854
	Securitized Derivatives	Number of Securitized Derivatives	180	162
		Value of Trading	USD 7,916,625	USD 14,003,038
	ETFs	Number of ETFs	47	50
		Value of Trading	USD 17,043,721	USD 19,972,141
	Investment Funds	Number of Investment Funds		
		Value of Trading		
Debt Securities	Products	Questions	2020	2021
Debt Securities	Domestic Public Instruments	Number of Instruments	132	123
		Value of Instruments	USD 274,824,447,430	USD 316,909,203,798
		Value of Trades	USD 745,817,670,541	USD 976,677,850,341
	Domestic Private Instruments	Number of Instruments	852	878
		Value of Instruments	USD 29,406,731,299	USD 30,159,136,491
		Value of Trades	USD 26,135,535,083	USD 24,451,399,059
	Foreign Instruments	Number of Instruments		
		Value of Instruments		
		Value of Trades		
	REPO	Value of Trades		
Derivatives	Products	Questions	2020	2021
Derivatives	Stock Futures	Number of Contracts Traded		
	Stock Index Futures	Number of Contracts Traded		
	ETF Futures	Number of Contracts Traded		
	Interest Rate Futures	Number of Contracts Traded		
	Currency Futures	Number of Contracts Traded		
	Commodity Futures	Number of Contracts Traded		
	Stock Options	Number of Contracts Traded		
	Stock Index Options	Number of Contracts Traded		
	ETF Options	Number of Contracts Traded		
	Interest Rate Options	Number of Contracts Traded		
	Currency Options	Number of Contracts Traded		
	Commodity Options	Number of Contracts Traded		
Other Products	Products	Questions	2020	2021
Other Products		Value of Trading		
		Value of Trading		
		Value of Trading		
Sharia-compliant Securities	Products	Questions	2020	2021
Sharia-compliant Securities		Number of Instruments	198	227
		Value of Instruments	USD 47,549,208,031	USD 59,007,135,468
		Value of Trades	USD 4,189,633,782	USD 5,874,753,789
	Sharia-compliant Shares	Number of Companies	428	480
	Sharia-compliant ETFs	Number of Instruments	3	3

General Information	Topics	Questions	Answers	
General Information	Member Exchange	Name of the Exchange	Palestine Exchange	
		Acronym of the Exchange	PEX	
		Corporate Website Address	www.pex.ps	
		Corporate E-mail Address	pex@pex.ps	
		Most Senior Executive Title	Acting General Manager	
		Most Senior Executive Name	Dr. Hasan Yassin	
	Indicators and Operations		2020	2021
		Value of Benchmark Index	471	608
		Number of Trading Days	220	245
		Local Currency / USD Rate	1.0000	1.0000
Equities	Products	Questions	2020	2021
Equities	Shares	Number of Companies	47	47
		Market Capitalization	USD 3,446,913,516	USD 4,407,120,635
		Number of New Companies	-	-
		Investment Flows	USD -	USD -
		Value of Trading	USD 190,096,883	USD 418,690,354
	Securitized Derivatives	Number of Securitized Derivatives		
		Value of Trading		
	ETFs	Number of ETFs		
		Value of Trading		
	Investment Funds	Number of Investment Funds		
		Value of Trading		
Debt Securities	Products	Questions	2020	2021
Debt Securities	Domestic Public Instruments	Number of Instruments		
		Value of Instruments		
		Value of Trades		
	Domestic Private Instruments	Number of Instruments		
		Value of Instruments		
		Value of Trades		
	Foreign Instruments	Number of Instruments		
		Value of Instruments		
		Value of Trades		
	REPO	Value of Trades		
Derivatives	Products	Questions	2020	2021
Derivatives	Stock Futures	Number of Contracts Traded		
	Stock Index Futures	Number of Contracts Traded		
	ETF Futures	Number of Contracts Traded		
	Interest Rate Futures	Number of Contracts Traded		
	Currency Futures	Number of Contracts Traded		
	Commodity Futures	Number of Contracts Traded		
	Stock Options	Number of Contracts Traded		
	Stock Index Options	Number of Contracts Traded		
	ETF Options	Number of Contracts Traded		
	Interest Rate Options	Number of Contracts Traded		
	Currency Options	Number of Contracts Traded		
	Commodity Options	Number of Contracts Traded		
Other Products	Products	Questions	2020	2021
Other Products		Value of Trading		
		Value of Trading		
		Value of Trading		
Sharia-compliant Securities	Products	Questions	2020	2021
Sharia-compliant Securities		Number of Instruments		
		Value of Instruments		
		Value of Trades		
	Sharia-compliant Shares	Number of Companies		
	Sharia-compliant ETFs	Number of Instruments		

General Information	Topics	Questions	Answers	
General Information	Member Exchange	Name of the Exchange	Qatar Stock Exchange	
		Acronym of the Exchange	QSE	
		Corporate Website Address	www.qe.com.qa	
		Corporate E-mail Address	info@qe.qa	
		Most Senior Executive Title	Chief Executive Officer	
		Most Senior Executive Name	Tamim Al Kuwari	
	Indicators and Operations		2020	2021
		Value of Benchmark Index	10,435	11,625
		Number of Trading Days	249	249
		Local Currency / USD Rate	3.6400	3.6400
Equities	Products	Questions	2020	2021
Equities	Shares	Number of Companies	47	48
		Market Capitalization	USD 165,439,214,447	USD 183,399,476,001
		Number of New Companies	-	1
		Investment Flows		USD 181,509,184
		Value of Trading	USD 29,063,977,426	USD 30,983,135,738
	Securitized Derivatives	Number of Securitized Derivatives		
		Value of Trading		
	ETFs	Number of ETFs	2	2
		Value of Trading	USD 21,943,225	USD 56,832,633
	Investment Funds	Number of Investment Funds		
		Value of Trading		
Debt Securities	Products	Questions	2020	2021
Debt Securities	Domestic Public Instruments	Number of Instruments	38	39
		Value of Instruments	USD 17,857,142,857	USD 18,632,547,332
		Value of Trades	USD 2,711,316,209	USD 3,113,203,295
	Domestic Private Instruments	Number of Instruments		
		Value of Instruments		
		Value of Trades		
	Foreign Instruments	Number of Instruments		
		Value of Instruments		
		Value of Trades		
	REPO	Value of Trades		
Derivatives	Products	Questions	2020	2021
Derivatives	Stock Futures	Number of Contracts Traded		
	Stock Index Futures	Number of Contracts Traded		
	ETF Futures	Number of Contracts Traded		
	Interest Rate Futures	Number of Contracts Traded		
	Currency Futures	Number of Contracts Traded		
	Commodity Futures	Number of Contracts Traded		
	Stock Options	Number of Contracts Traded		
	Stock Index Options	Number of Contracts Traded		
	ETF Options	Number of Contracts Traded		
	Interest Rate Options	Number of Contracts Traded		
	Currency Options	Number of Contracts Traded		
	Commodity Options	Number of Contracts Traded		
Other Products	Products	Questions	2020	2021
Other Products		Value of Trading		
		Value of Trading		
		Value of Trading		
Sharia-compliant Securities	Products	Questions	2020	2021
Sharia-compliant Securities		Number of Instruments		
		Value of Instruments		
		Value of Trades		
	Sharia-compliant Shares	Number of Companies		
	Sharia-compliant ETFs	Number of Instruments		

General Information	Topics	Questions	Answers	
General Information	Member Exchange	Name of the Exchange	Saudi Stock Exchange	
		Acronym of the Exchange	Tadawul	
		Corporate Website Address	www.saudiexchange.sa	
		Corporate E-mail Address		
		Most Senior Executive Title	Chief Executive Officer	
		Most Senior Executive Name	Mohammed Sulaiman Al-Rumaih	
	Indicators and Operations		2020	2021
		Value of Benchmark Index	8,690	11,282
		Number of Trading Days	251	250
		Local Currency / USD Rate	3.7500	3.7500
Equities	Products	Questions	2020	2021
Equities	Shares	Number of Companies	207	224
		Market Capitalization	USD 2,430,397,897,234	USD 2,674,180,435,744
		Number of New Companies	14	20
		Investment Flows	USD 1,449,184,000	USD 5,086,034,745
		Value of Trading	USD 558,643,613,188	USD 599,270,877,045
	Securitized Derivatives	Number of Securitized Derivatives	4	4
		Value of Trading	USD 7,509,227	USD 11,975,640
	ETFs	Number of ETFs	6	6
		Value of Trading	USD 666,296,357	USD 709,404,970
	Investment Funds	Number of Investment Funds	251	254
		Value of Trading		
Debt Securities	Products	Questions	2020	2021
Debt Securities	Domestic Public Instruments	Number of Instruments	67	74
		Value of Instruments	USD 9,991,933,794	USD 8,050,395,535
		Value of Trades		
	Domestic Private Instruments	Number of Instruments	5	5
		Value of Instruments	USD 18,208,331	USD 26,720,000
		Value of Trades		
	Foreign Instruments	Number of Instruments		
		Value of Instruments		
		Value of Trades		
	REPO	Value of Trades		
Derivatives	Products	Questions	2020	2021
Derivatives	Stock Futures	Number of Contracts Traded		
	Stock Index Futures	Number of Contracts Traded		
	ETF Futures	Number of Contracts Traded		
	Interest Rate Futures	Number of Contracts Traded		
	Currency Futures	Number of Contracts Traded		
	Commodity Futures	Number of Contracts Traded		
	Stock Options	Number of Contracts Traded		
	Stock Index Options	Number of Contracts Traded		
	ETF Options	Number of Contracts Traded		
	Interest Rate Options	Number of Contracts Traded		
	Currency Options	Number of Contracts Traded		
	Commodity Options	Number of Contracts Traded		
Other Products	Products	Questions	2020	2021
Other Products		Value of Trading		
		Value of Trading		
		Value of Trading		
Sharia-compliant Securities	Products	Questions	2020	2021
Sharia-compliant Securities		Number of Instruments		
		Value of Instruments		
		Value of Trades		
	Sharia-compliant Shares	Number of Companies		
	Sharia-compliant ETFs	Number of Instruments		

General Information	Topics	Questions	Answers	
General Information	Member Exchange	Name of the Exchange	Tehran Stock Exchange	
		Acronym of the Exchange	TSE	
		Corporate Website Address	www.tse.ir	
		Corporate E-mail Address	int@tse.ir	
		Most Senior Executive Title	CEO	
		Most Senior Executive Name	Dr. Mahmoud Goudarzi	
	Indicators and Operations		2020	2021
		Value of Benchmark Index	1,397,797	1,397,311
		Number of Trading Days	243	238
		Local Currency / USD Rate	42,000.0000	42,000.0000
Equities	Products	Questions	2020	2021
Equities	Shares	Number of Companies	367	380
		Market Capitalization	USD 1,319,919,785,414	USD 1,335,322,002,429
		Number of New Companies	38	13
		Investment Flows	USD 3,282,317,514	USD 1,275,461,785
		Value of Trading	USD 543,886,535,882	USD 264,474,685,627
	Securitized Derivatives	Number of Securitized Derivatives		
		Value of Trading		
	ETFs	Number of ETFs	22	31
		Value of Trading	USD 37,048,250,384	USD 77,660,845,147
	Investment Funds	Number of Investment Funds	21	41
		Value of Trading	USD 37,030,003,209	USD 8,272,050,000
Debt Securities	Products	Questions	2020	2021
Debt Securities	Domestic Public Instruments	Number of Instruments	51	70
		Value of Instruments	USD 4,202,287,683	USD 7,738,428,083
		Value of Trades	USD 3,662,842,277	USD 9,904,208,320
	Domestic Private Instruments	Number of Instruments		
		Value of Instruments		
		Value of Trades		
	Foreign Instruments	Number of Instruments		
		Value of Instruments		
		Value of Trades		
	REPO	Value of Trades		
Derivatives	Products	Questions	2020	2021
Derivatives	Stock Futures	Number of Contracts Traded	-	-
	Stock Index Futures	Number of Contracts Traded	356	-
	ETF Futures	Number of Contracts Traded		
	Interest Rate Futures	Number of Contracts Traded		
	Currency Futures	Number of Contracts Traded		
	Commodity Futures	Number of Contracts Traded		
	Stock Options	Number of Contracts Traded	16,609,110	44,313,585
	Stock Index Options	Number of Contracts Traded		
	ETF Options	Number of Contracts Traded		
	Interest Rate Options	Number of Contracts Traded		
	Currency Options	Number of Contracts Traded		
	Commodity Options	Number of Contracts Traded		
Other Products	Products	Questions	2020	2021
Other Products		Value of Trading	USD 17,768	USD 269,336
		Value of Trading		
		Value of Trading		
Sharia-compliant Securities	Products	Questions	2020	2021
Sharia-compliant Securities		Number of Instruments	31	39
		Value of Instruments	USD 2,760,139,409	USD 5,386,531,845
		Value of Trades	USD 2,781,472,665	USD 7,659,773,724
	Sharia-compliant Shares	Number of Companies	367	380
	Sharia-compliant ETFs	Number of Instruments	22	31

