



Organisation of Islamic  
Cooperation Exchanges Forum

# OICEF

Statistics  
Report

2023



Published in 2024

All rights reserved. This material is issued by Borsa İstanbul as the Secretariat of the OIC Exchanges Forum (OICEF) for information purposes only. Although the Forum Secretariat uses its best endeavors to verify the material presented, it does not undertake that all information is accurate or complete, nor should it be relied upon as such.

# TABLE OF CONTENTS

FOREWORD .....	3
ABOUT THE ORGANISATION, THE COMMITTEE AND THE FORUM .....	4
ABOUT THE SURVEY AND THE REPORT .....	5
PARTICIPATING MEMBERS .....	6
EQUITIES .....	7
Number of Listed Companies .....	7
Market Capitalization .....	8
Number of New Companies .....	8
Funds Raised from Public Offerings .....	9
Value of Trading .....	9
Securitized Derivatives .....	9
Exchange Traded Funds (ETFs) .....	9
Investment Funds .....	9
DEBT INSTRUMENTS .....	10
Domestic Public Instruments .....	11
Domestic Private Instruments .....	11
Foreign Instruments .....	11
REPO Market .....	11
DERIVATIVES .....	12
Stock Futures .....	12
Stock Index Futures .....	12
ETF Futures .....	12
Interest Rate Futures .....	12
Currency Futures .....	12
Commodity Futures .....	12
Stock Options .....	13
Stock Index Options .....	13
EFT Options .....	13
Currency Options .....	13
Commodity Options .....	13
OTHER PRODUCTS .....	13
SHARIA-COMPLIANT SECURITIES .....	13
ANNEX I: Members .....	15
ANNEX II: Survey Responses .....	17

## FOREWORD

Dear Forum Members,

We are pleased to present the OIC Exchanges Forum (OICEF) Statistics Report for the year 2023, providing valuable insights into the dynamic landscape of OIC capital markets and the promising developments on the horizon.

In 2023, OIC capital markets exhibited resilience and growth amidst a complex and ever-changing global environment. The region's dedication to cultivating a robust investment climate continued to attract increased investor participation and a focus on capital market innovation.

The burgeoning enthusiasm for disruptive technologies, such as artificial intelligence, particularly within the financial and capital market sectors, is driving demand for diversified investment tools and services. Exchanges are responding by offering cutting-edge solutions to enhance accessibility, efficiency, and overall user experience across all stages of the investment process.

This year's report encapsulates the collective efforts of our Member Exchanges and offers a comprehensive overview of OIC markets. The presented analysis and statistics provide valuable insights into market trends, performance, and opportunities.

As we navigate the dynamic market landscape, collaboration among Member Exchanges remains crucial for realizing the full potential of OIC capital markets. By sharing knowledge and best practices, we can collectively contribute to the region's economic prosperity.

I extend my sincere gratitude to all Member Exchanges for their contributions to this report. Your commitment to data sharing is instrumental in providing a clear and accurate representation of the OIC capital markets ecosystem.

As we strive to strengthen OIC capital markets, our hearts are heavy with sorrow due to the ongoing violence endured by our brothers and sisters in Palestine. The OICEF Secretariat stands in solidarity with Palestine, offering unwavering support and prayers for peace and stability in the region. Together, we are committed to building a resilient and prosperous OIC region.

Sincerely,

**Korkmaz ERGUN**  
Chairperson  
OIC Exchange Forum

## ABOUT THE ORGANISATION, THE COMMITTEE AND THE FORUM

### The Organisation of Islamic Cooperation<sup>1</sup>

The Organisation of Islamic Cooperation (OIC) is an inter-governmental organization that represents the Muslim world with 57 Member States and endeavors to safeguard their interests in the spirit of promoting international peace and harmony. It was established upon a decision of the historical summit in Rabat on 25 September 1969, following the criminal arson of Al-Aqsa Mosque in occupied Jerusalem.

### Standing Committee for Economic and Commercial Cooperation of the Organisation of Islamic Cooperation<sup>2</sup>

The Standing Committee for Economic and Commercial Cooperation of the Organisation of the Islamic Cooperation (COMCEC) was established by the Third Islamic Summit Conference of OIC in 1981. Chaired by the President of the Republic of Türkiye, it is the main multilateral economic and commercial cooperation platform that of the Islamic world, which convenes annually at ministerial level in İstanbul.

Some of its objectives are to address the economic challenges of the Islamic Ummah, to contribute to the development efforts of the Member States, to draw up programs and submit proposals designed to increase the welfare of the Member States, and to ensure the overall coordination of the activities of the OIC relating to economic and commercial cooperation among the Member States.

### The Organisation of Islamic Cooperation Exchanges Forum<sup>3</sup>

Established consequently to the 20<sup>th</sup> Session of the COMCEC in 2005, The Organisation of Islamic Cooperation Exchanges Forum (OICEF) provides a dedicated, centralized and cultivating platform for 44 national and 2 regional stock exchanges, 13 commodity exchanges, and 22 central securities depositories (CSDs) (Members) in 48 out of 57 OIC Member States (Annex I). OICEF serves as a communication channel within a collaborative framework for the representatives of Members and relevant OIC organizations and institutions—enabling cooperation among shareholders in developing Islamic capital markets and strengthening their relationships.

As the Secretariat of OICEF, Borsa İstanbul has been hosting annual Meetings, leading the Task Forces, and publishing an annual Statistics Report (Report) and a quarterly Newsletter with contributions from its Members. The annual Meetings provide a platform for activity briefings, experience sharing, and discussing ideas on challenges and opportunities. Task forces undertake long-term projects through which Members collaborate to develop valuable products and fruitful relationships. To this end, Task Force on Precious Metals is currently studying on the OIC Gold Exchange project. The Report and the Newsletter serve as valuable sources of aggregated and consolidated information regarding the Members.

---

<sup>1</sup> <http://www.oic-oci.org/>

<sup>2</sup> <http://www.comcec.org/>

<sup>3</sup> <http://www.oicexchanges.org/>

## ABOUT THE SURVEY AND THE REPORT

The Report presents individual and aggregate capital markets data for Members. The data is primarily provided by the Members who participate in the annual Survey. In order to extend the representation of the Report to a meaningful level, additional public data regarding Members who have not participated in the survey is collected from their official websites and World Federation of Exchanges (WFE) Statistics Portal. Report also includes analysis of data in comparison with global markets as well as key statistics on Islamic capital markets.

The survey for the exchanges focuses on key figures about the capital market products available for trading at the Member Exchange categorized in asset classes. The section on Sharia-compliant securities in the exchange survey captures the organized Islamic capital markets data—which is not easily accessible. The format of the survey has been standardized where the terms and definitions have been adopted from the definitions of the international exchange federations. The glossary of terms, along with the previous reports, is published at [oicexchanges.org](http://oicexchanges.org) for reference in order to avoid misinterpretations.

The patterns, trends, and other results presented in this Report are based on the datasets of 20 stock exchanges, which are referred as “OIC Stock Exchanges” collectively. 11 of the OIC Stock Exchanges have responded to the Survey (Annex II) while the data for the rest of the OIC Stock Exchanges were sourced from WFE. Members whose data for certain categories could not be obtained from the available sources are excluded from the relative calculations.

## PARTICIPATING MEMBERS<sup>4</sup>

Member State	Name of the Exchange	Acronym	Source <sup>5</sup>
United Arab Emirates	Abu Dhabi Securities Exchange	ADX	WFE
Kazakhstan	Astana International Exchange	AIX***	Survey
Jordan	Amman Stock Exchange	ASE	Survey
Türkiye	Borsa İstanbul	BIST*	Survey
Malaysia	Bursa Malaysia	BM*	Survey
Azerbaijan	Baku Stock Exchange	BSE	WFE
Bangladesh	Chittagong Stock Exchange	CSE(B)	WFE
Morocco	Casablanca Stock Exchange	CSE(M)	WFE
United Arab Emirates	Dubai Financial Market	DFM	WFE
Bangladesh	Dhaka Stock Exchange	DSE	WFE
Egypt	The Egyptian Exchange	EGX	Survey
Indonesia	Indonesia Stock Exchange	IDX	Survey
Iran	Iran Fara Bourse	IFB**	WFE
Kazakhstan	Kazakhstan Stock Exchange	KASE	WFE
Palestine	Palestine Exchange	PEX**	Survey
Pakistan	Pakistan Stock Exchange	PSX	Survey
Qatar	Qatar Stock Exchange	QSE	Survey
Uzbekistan	Republican Stock Exchange Tashkent	RSE	Survey
Saudi Arabia	Saudi Stock Exchange	Tadawul	WFE
Iran	Tehran Stock Exchange	TSE**	Survey

<sup>4</sup> The Members are referred and sorted by their acronyms throughout the Report.

\* Unofficial acronyms that are generated to represent Members without an official acronym

\*\* Local currency rate discrepancies in Iran and Palestine have inflated some IFB, PEX, and TSE values in USD

\*\*\* AIX is a multicurrency trading platform incorporated in a special jurisdiction, primarily using USD

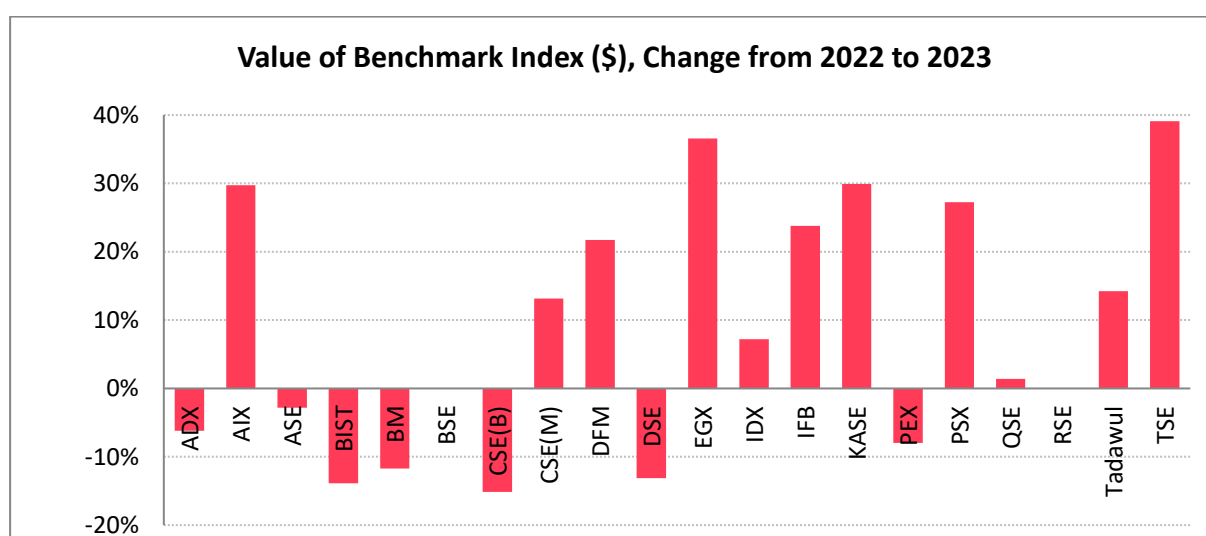
<sup>5</sup> Product lists for Members with data obtained from WFE are based on previous years' Surveys

## EQUITIES

The below table plots the range of equities products that were offered by the OIC Stock Exchanges:

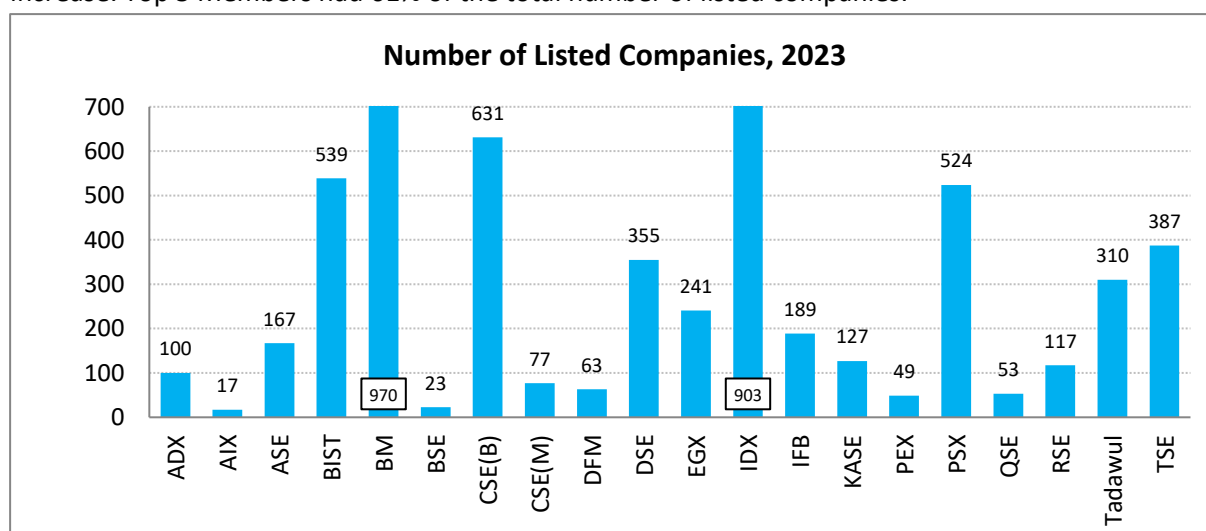
	ADX	AIX	ASE	BIST	BM	BSE	CSE (B)	CSE (M)	DFM	DSE	EGX	IDX	IFB	KASE	PEX	PSX	QSE	RSE	Tadawul	TSE
Shares	•	•	•	•	•	•	•	•	•	•	•	•	•	•	•	•	•	•	•	•
Securitized Derivatives				•	•							•	•						•	
ETFs	•	•		•	•				•		•	•	•	•		•	•		•	•
Investment Funds				•	•		•		•	•	•	•	•	•		•			•	•

Benchmark indices of the OIC Stock Exchanges in USD weighted by market capitalization had a 3% annual increase in 2023. The rate of change was 9.8% for the MSCI Emerging Markets Index, 23.8% for the MSCI World Index, and 22.2% for the MSCI All Country World Index.



## Number of Listed Companies

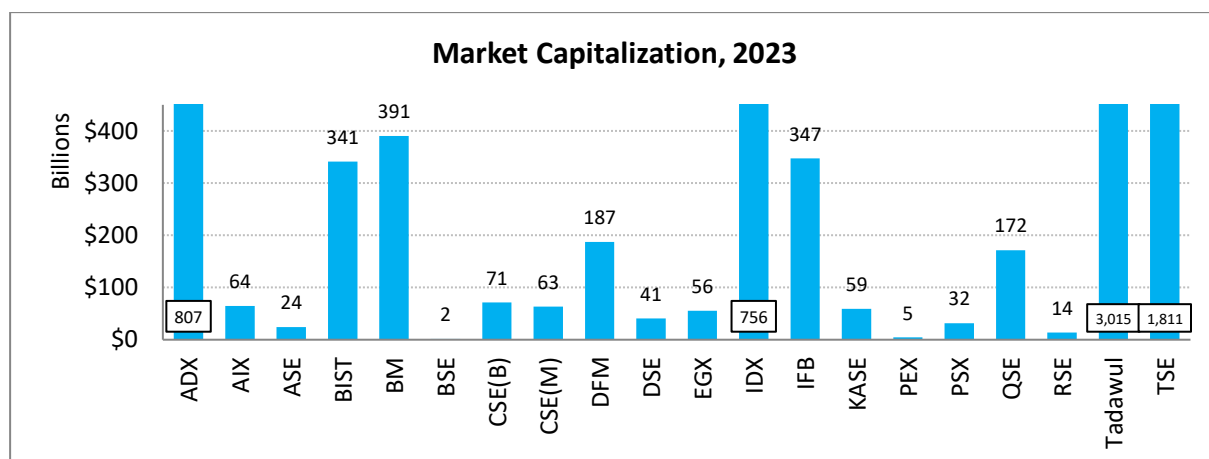
There were 5,842 companies listed at the OIC Stock Exchanges at the end of 2023 with a 8% annual increase. Top 5 Members had 61% of the total number of listed companies.



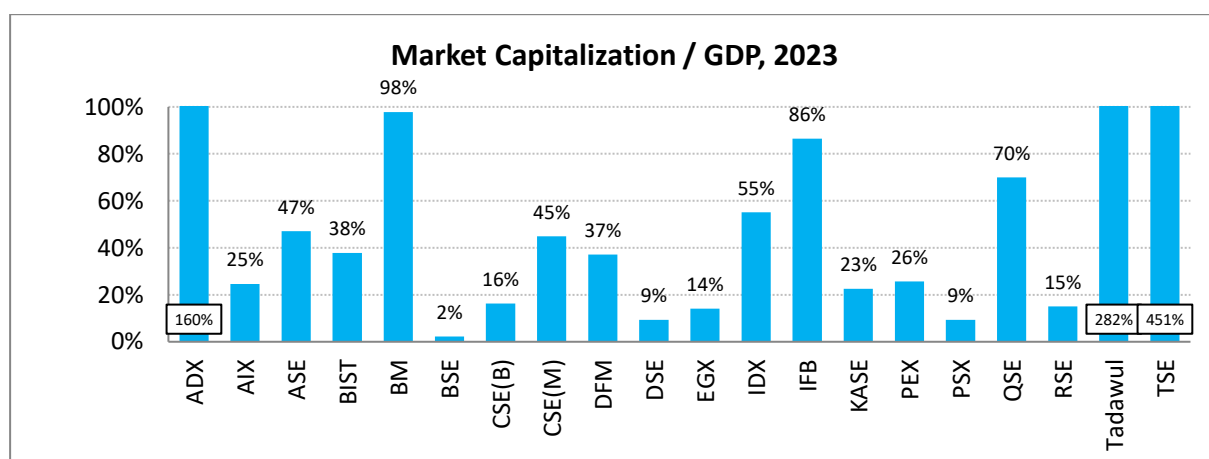


## Market Capitalization

OIC Stock Exchanges have represented \$8.26 trillion of the world equities markets at the end of 2023—which is 7.4% of WFE Members' market capitalization—with a 19% annual increase in the market capitalization, while that of the WFE Members was \$111.21 trillion with a 12% annual increase. Top 5 Members accounted for 82% of the total market capitalization.

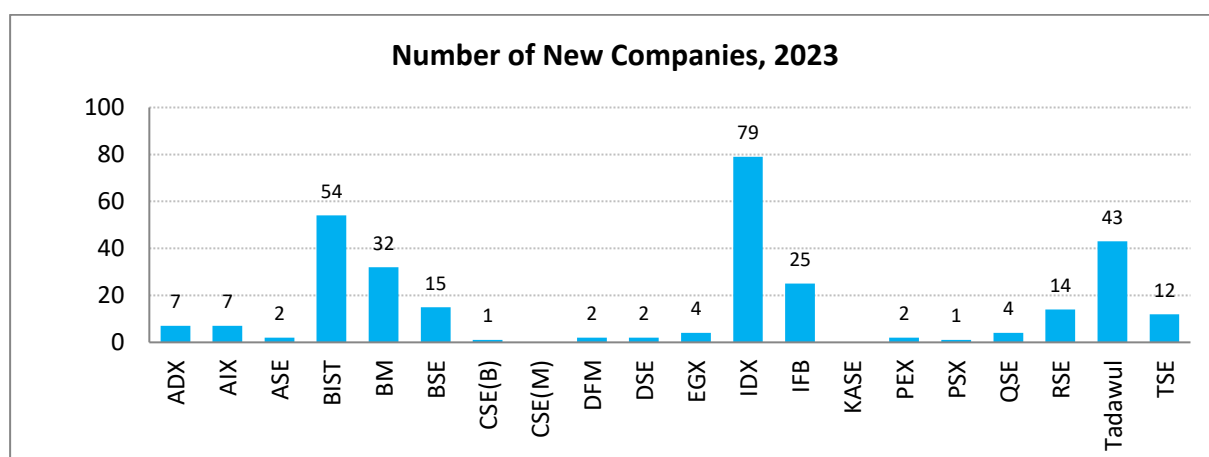


The ratio of the total market capitalizations to the total GDP values was 142% for the end of 2023.



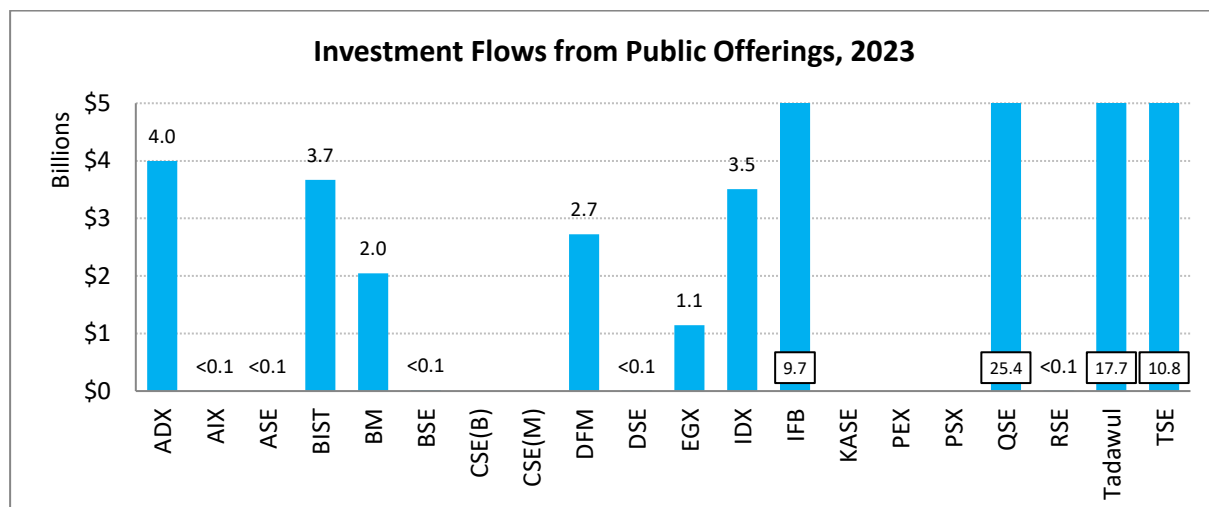
## Number of New Companies

There have been 306 IPOs and other offerings in 2023 with a 10% annual increase in all offerings.



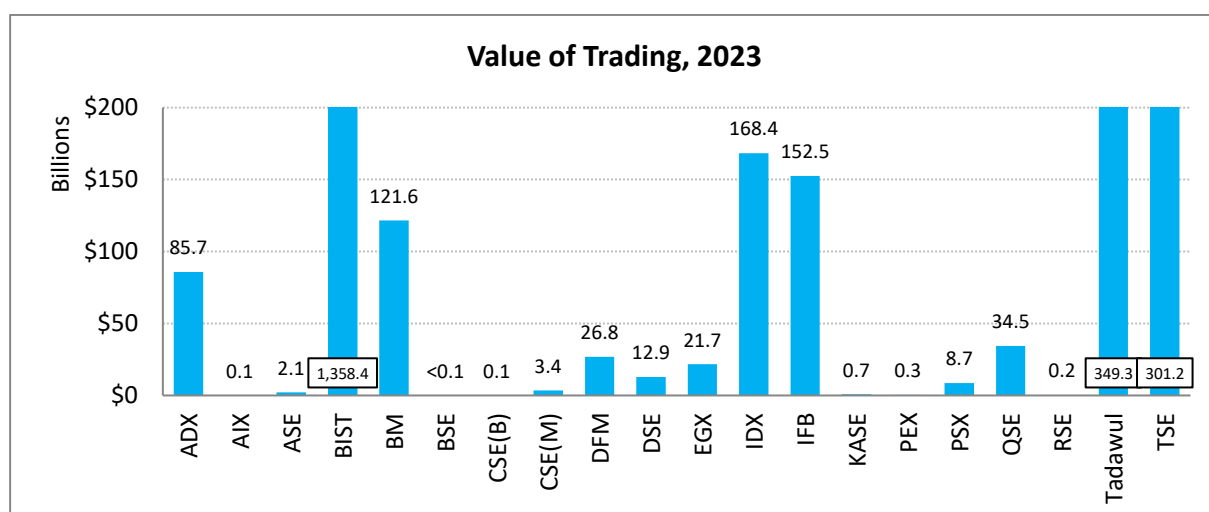
## Funds Raised from Public Offerings

Funds raised from public offerings were \$80.7 billion in 2023 with an 84% annual decrease.



## Value of Trading

OIC Stock Exchanges had \$2.65 trillion of traded value for equities in 2023—which is 2.0% of the WFE Members' value—with a 15% annual increase, while that of the WFE Members was \$129.3 trillion with a 11% annual decrease. Top 5 Members accounted for 88% of the traded value.



## Securitized Derivatives

5 out of 20 OIC Stock Exchanges had 5,522 securitized derivatives available for trading at the end of 2023 with a 61% annual increase, whose trading value was \$16.2 billion with a 67% annual increase.

## Exchange Traded Funds (ETFs)

10 out of 20 OIC Stock Exchanges had 233 ETF products at the end of 2023 with a 21% annual increase, whose trading value was \$348.4 billion with an 135% annual increase.

## Investment Funds

6 out of 20 OIC Stock Exchanges had 92 investment funds available for trading in 2023 with a 62% annual decrease, whose trading value was \$80.6 billion of trading value with a 2% annual decrease.

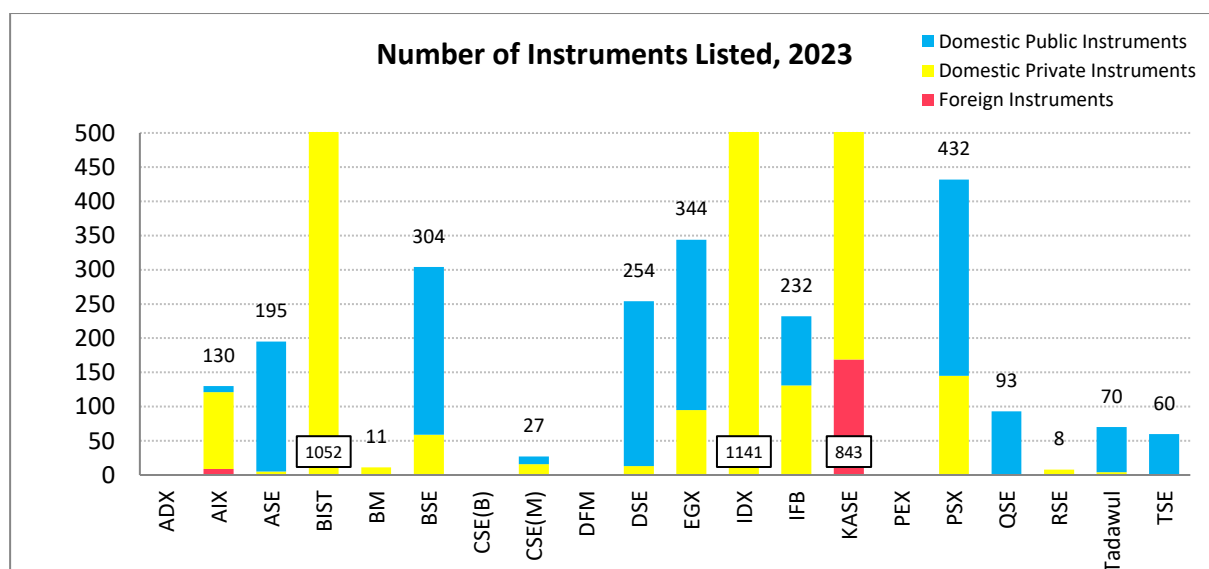
## DEBT INSTRUMENTS

The outstanding value of 5,196 debt instruments listed at the OIC Stock Exchanges was \$1.14 trillion with a 79% annual decrease in 2023. The value of trading was \$4.16 trillion with a 37% annual increase.

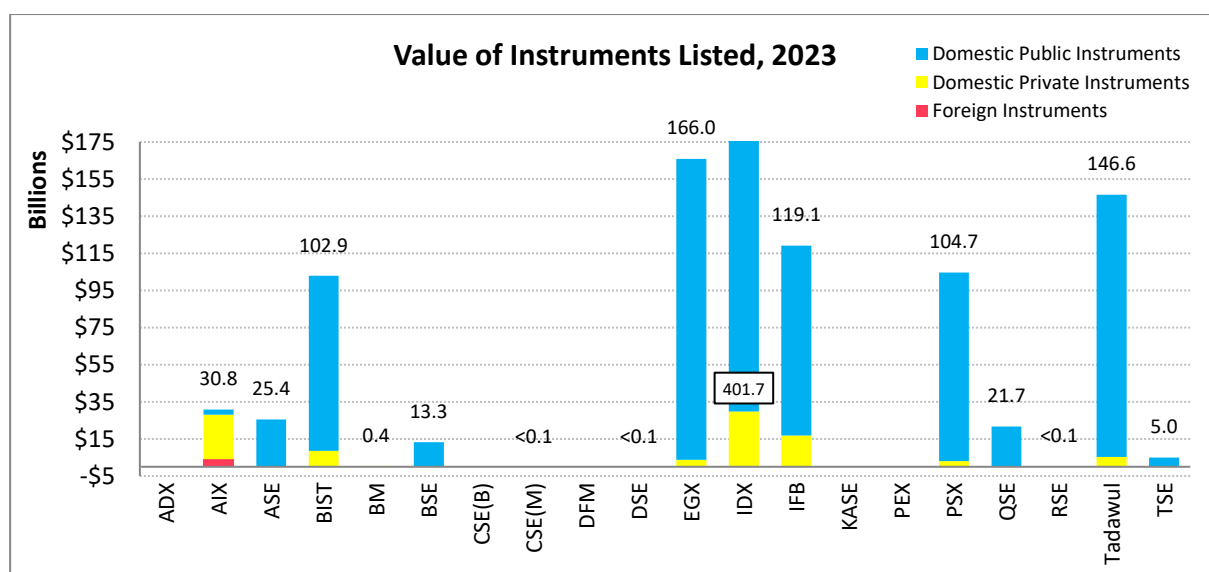
The below table plots the range of debt instruments available for trading at the OIC Stock Exchanges:

	ADX	AIX	ASE	BIST	BM	BSE	CSE(B)	CSE (M)	DFM	DSE	EGX	IDX	IFB	KASE	PEX	PSX	QSE	RSE	Tadawul	TSE
Domestic Public	•	•	•	•		•	•	•	•	•	•	•	•	•		•	•		•	•
Domestic Private	•	•	•	•	•	•	•	•	•	•	•	•	•	•		•		•	•	
Foreign						•								•						
REPO				•		•								•						

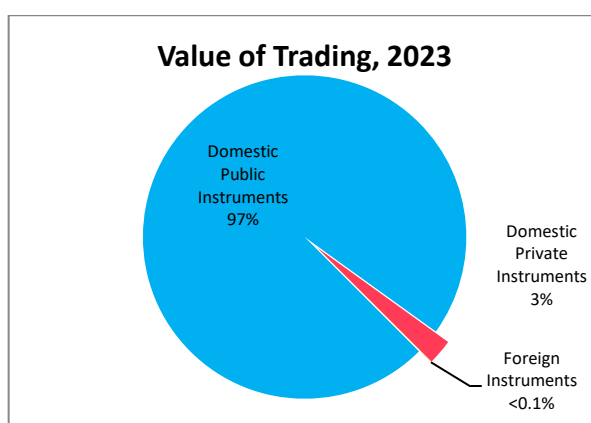
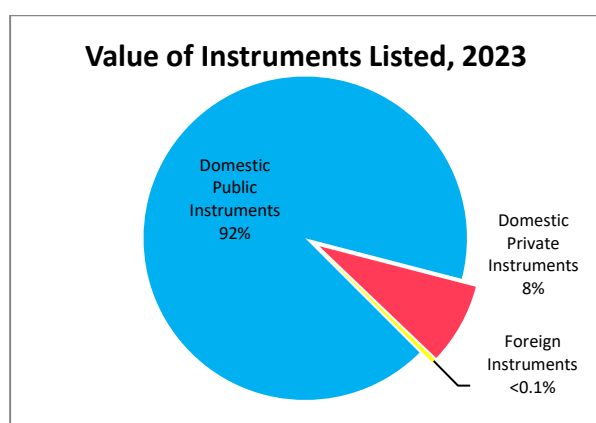
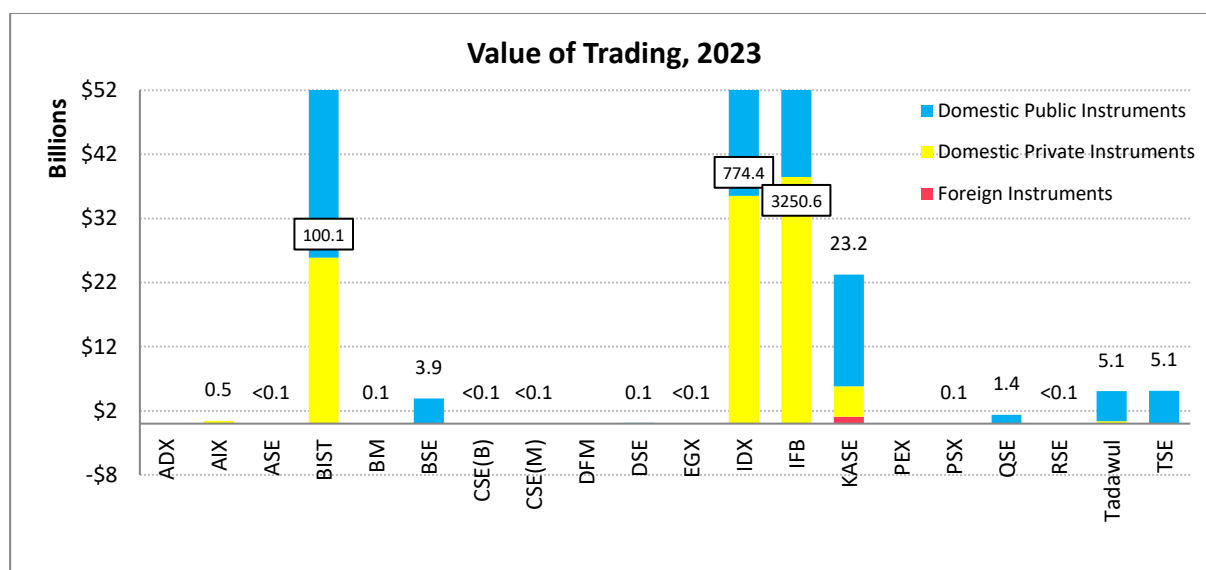
The total number of debt instruments available for trading at the OIC Exchanges are displayed below:



The total outstanding values of the debt instruments and its graphic breakdown are displayed below:



The total value of trading for the debt instruments and its graphic breakdown are displayed below:



### Domestic Public Instruments

The value of 2,176 domestic public debt instruments was over \$1 trillion at the end of 2023 with a 81% annual decrease. The value of trading was \$4.06 trillion with a 40% annual increase.

### Domestic Private Instruments

The value of 2,842 domestic private debt instruments was \$92.2 billion at the end of 2023 with a 24% annual increase. The value of trading was \$105.7 billion with a 27% annual decrease.

### Foreign Instruments

Astana International Exchange, Baku Stock Exchange and Kazakhstan Stock Exchange had 178 foreign debt instruments at the end of 2023, valued \$4.1 billion with an 22% annual decrease. The value of trading was \$1.1 billion with a 53% annual increase.

### REPO Market

The total REPO trading value at Borsa İstanbul was \$1.19 trillion with a 65% annual increase in 2023.

## DERIVATIVES

Borsa İstanbul, Bursa Malaysia, Indonesia Stock Exchange, Iran Fara Bourse, Pakistan Stock Exchange and Tehran Stock Exchange had a total of 7.5 billion derivatives contracts traded in 2023 with a 50% annual increase. The types of listed contracts at these exchanges are plotted below:

	ADX	AIX	ASE	BIST	BM	BSE	CSE(B)	CSE(M)	DFM	DSE	EGX	IDX	IFB	KASE	PEX	PSX	QSE	RSE	Tadawul	TSE
Stock Futures	•			•	•				•					•		•				•
Stock Index Futures				•	•							•								
ETF Futures																•				•
Interest Rate Futures				•	•															
Currency Futures				•	•									•						
Commodity Futures				•	•															
Stock Options				•								•	•							•
Stock Index Options				•	•															
ETF Options													•							•
Interest Rate Options													•							
Currency Options				•																
Commodity Options					•															

### Stock Futures

Borsa İstanbul, Pakistan Stock Exchange and Tehran Stock Exchange have stock futures available for trading, whose trading volume was 1.9 billion contracts in 2023 with a 24% annual decrease.

### Stock Index Futures

Borsa İstanbul, Bursa Malaysia and Indonesia Stock Exchange have stock index futures available for trading, whose trading volume was 63.8 million contracts in 2023 with a 31% annual decrease.

### ETF Futures

Tehran Stock Exchange has ETF futures available for trading, whose trading volume was 17,133 contracts in 2023.

### Interest Rate Futures

Borsa İstanbul has interest rate futures contracts available for trading, whose trading volume was 23 contracts in 2023 with a 109% annual increase.

### Currency Futures

Borsa İstanbul and Bursa Malaysia has currency futures contracts available for trading, whose trading volume was 60.6 million contracts in 2023 with a 14% annual decrease.

### Commodity Futures

Borsa İstanbul and Bursa Malaysia have commodity futures available for trading, whose trading volume was 98.0 million contracts in 2023 with a 12% annual increase.

## Stock Options

Borsa İstanbul, Iran Fara Bourse and Tehran Stock Exchange have stock options available for trading, whose trading volume was 5.3 billion contracts in 2023 with an 144% annual increase.

## Stock Index Options

Borsa İstanbul and Bursa Malaysia have stock index options available for trading, whose trading volume was 189,934 contracts in 2023 with a 32% annual decrease.

## EFT Options

Iran Fara Bourse and Tehran Stock Exchange have ETF options available for trading, whose trading volume was 8.3 million contracts in 2023.

## Currency Options

Borsa İstanbul has currency options available for trading, whose trading volume was 647,129 contracts in 2023 with a 52% annual increase.

## Commodity Options

Bursa Malaysia has commodity options available for trading, whose trading volume was 24,460 contracts in 2023 with a 33% annual decrease.

## OTHER PRODUCTS

Borsa İstanbul has spot commodities available for trading; trading value of gold was \$39 billion with a 30% annual increase, trading value of silver was approximately \$1.11 billion with an 51% annual increase, and trading value of platinum and palladium was \$0.82 million with a %62 annual decrease in 2023. Indonesia Stock Exchange has Structured Warrant whose trading volume was \$54.5 million, which is almost 3.4 times higher than the previous year and rights whose trading volume was \$8.1 million with a 78% annual decrease. Qatar Stock Exchange has securities traded on Venture Market whose trading volume was \$140.1 million with a 40% annual decrease. Tehran Stock Exchange has embedded put options with trading value of \$227.5 million in 2023 which is 3.2 times the volume in 2022.

## SHARIA-COMPLIANT SECURITIES

Amidst a complex and ever-changing global economy, the Islamic financial industry has demonstrated remarkable resilience and growth. According to the Islamic Financial Services Board's (IFSB) Islamic Financial Services Industry (IFSI) Stability Report, IFSI assets grew by a substantial 4% in 2023, reaching a total value of approximately USD 3.38 trillion.

Islamic banking played a pivotal role in this expansion, growing by 7.21% to reach USD 2.37 trillion by the end of 2023. Islamic banking remains the dominant segment of the IFSI, accounting for 70.21% of its total assets in 2023.

Islamic capital markets, comprising sukuk and Islamic funds, collectively represented 29.08% of the IFSI. The total sukuk outstanding reached USD 850 billion, marking a 2.45% growth compared to the previous year. This growth was underscored by the high demand for sukuk, as evidenced by the oversubscription of key issuances. Notably, sustainability-focused sukuk issuances experienced

significant growth in 2023, totaling USD 11.94 billion, with green sukuk accounting for around 65% of this figure. Islamic assets under management (AUM) declined to USD 182.24 billion in 2023, largely due to challenging macroeconomic conditions and the appreciation of the US dollar. In terms of asset allocation, equity funds comprised the largest share of Islamic funds, followed by commodity funds.

In terms of Sharia-compliant securities available for trading, based on the responses from 5 OIC Stock Exchanges, there are 564 sukuk products (a 16% annual increase) with the outstanding value of \$112.4 billion (an 20% annual increase) and trading value of \$89.3 billion (a 35% annual increase) in 2023. The number of Sharia-compliant shares are 2,083 in 2023 with a 8% annual increase. There are also 79 Sharia-compliant funds including ETFs and REITs with a 1% annual decrease.

## ANNEX I: Members<sup>6</sup>

### Stock Exchanges

Member State	Name	Acronym
Albania	Tirana Stock Exchange	TSE(A)
Algeria	Algiers Stock Exchange	SGBV
Azerbaijan	Baku Stock Exchange	BSE(A)
Bahrain	Bahrain Stock Exchange	BHB
Bangladesh	Chittagong Stock Exchange	CSE(B)
Bangladesh	Dhaka Stock Exchange Limited	DSE(B)
Cameroon	Douala Stock Exchange	DSX
Egypt	The Egyptian Exchange	EGX
Guyana	Guyana Stock Exchange	GSE
Indonesia	Indonesia Stock Exchange	IDX
Iran	Iran Fara Bourse	IFB
Iran	Tehran Stock Exchange	TSE
Iraq	Iraq Stock Exchange	ISX
Jordan	Amman Stock Exchange	ASE(J)
Kazakhstan	Astana International Exchange	AIX
Kazakhstan	Kazakhstan Stock Exchange	KASE
Kuwait	Boursa Kuwait	KWSE
Kyrgyzstan	Kyrgyz Stock Exchange	KSE(K)
Lebanon	Beirut Stock Exchange	BSE(L)
Libya	Libyan Stock Market	LSM
Malaysia	Bursa Malaysia	BM*
Maldives	Maldives Stock Exchange	MSE
Morocco	Casablanca Stock Exchange	CSE(M)
Mozambique	Bolsa de Valores de Moçambique	BVM
Nigeria	Nigerian Stock Exchange	NSE
Oman	Muscat Securities Market	MSM
Pakistan	Pakistan Stock Exchange	PSX
Palestine	Palestine Securities Exchange	PEX
Qatar	Qatar Stock Exchange	QSE
Saudi Arabia	Saudi Stock Exchange	Tadawul
Sierra Leone	Sierra Leone Stock Exchange	SLSE
Somalia	Somali Stock Exchange	SSE(SOM)
Sudan	Khartoum Stock Exchange	KSE(S)
Suriname	Suriname Stock Exchange	SSE(SUR)
Syria	Damascus Securities Exchange	DSE(S)
Tajikistan	Central Asian Stock Exchange	CASE
Tunisia	Bourse des Valeurs Mobilières de Tunis	BVMT
Türkiye	Borsa İstanbul	BIST*
Turkmenistan	Ashgabat Stock Exchange	ASE(T)
Uganda	Uganda Stock Exchange	USE
United Arab Emirates	Abu Dhabi Securities Exchange	ADX
United Arab Emirates	Dubai Financial Market	DFM
United Arab Emirates	Nasdaq Dubai	ND*
Uzbekistan	Republican Stock Exchange Tashkent	RSE

<sup>6</sup> Afghanistan, Brunei Darussalam, Comoros, Djibouti, Guinea, Gambia, Mauritania, Chad, and Yemen do not have any active exchanges or CSDs.

\* Unofficial acronyms that are generated to represent Members without an official acronym



## Commodities Exchanges

Member State	Name	Acronym
Indonesia	Indonesia Commodity & Derivatives Exchange	ICDX
Indonesia	Jakarta Futures Exchange	BBJ
Iran	Iran Energy Exchange	IRENEX
Iran	Iran Mercantile Exchange	IME
Kazakhstan	Eurasian Trading System Commodity Exchange	ETS
Nigeria	Abuja Securities and Commodity Exchange	ASCE
Pakistan	Pakistan Mercantile Exchange	PMEX
Türkiye	Turkish Mercantile Exchange	TURIB
Turkmenistan	The State Commodity and Raw Materials Exchange	SCRMET
Uganda	Uganda Commodity Exchange	UCE
United Arab Emirates	Dubai Gold and Commodities Exchange	DGCX
United Arab Emirates	Dubai Mercantile Exchange	DME
Uzbekistan	Uzbek Commodity Exchange	UZEX

## Regional Exchanges

Member State	Name	Acronym
Benin, Burkina Faso, Cote d'Ivoire, Guinea-Bissau, Mali, Niger, Senegal, Togo	Bourse Régionale des Valeurs Mobilières	BRVM
Gabon	Bourse des Valeurs Mobilières d'Afrique Centrale	BVMAC

## Central Securities Depositories

Member State	Name	Acronym
Albania	Albanian Securities Register	ALREG
Algeria	Algérie Clearing	AC*
Azerbaijan	National Depository Center of the Republic of Azerbaijan	NDC
Bangladesh	Central Depository Bangladesh Limited	CDBL
Egypt	Misr for Central Clearing, Depository and Registry	MCDR
Indonesia	Indonesian Central Securities Depository	KSEI
Iran	Central Securities Depository of Iran	CSDI
Jordan	Securities Depository Center of Jordan	SDC
Kazakhstan	Kazakhstan Central Securities Depository	KACD
Kuwait	Kuwait Clearing Company	KCC
Kyrgyzstan	Central Depository of Kyrgyz Republic	CDK*
Lebanon	Midclear	MC(L)*
Maldives	Maldives Securities Depository	MSD
Morocco	Maroclear	MC(M)*
Nigeria	Central Securities Clearing System	CSCS
Oman	Muscat Clearing & Depository Company	MCD
Pakistan	Central Depository Company of Pakistan	CDC
Qatar	Qatar Central Securities Depository	QCSD
Tajikistan	Central Depository of Tajikistan	CDT*
Tunisia	Tunisie Clearing	TC
Türkiye	Central Registry Agency	MKK
Uzbekistan	Uzbekistan Central Securities Depository	UCSD*

## **ANNEX II: Survey Responses**

General Information	Topics	Questions	Answers	
	Member Exchange	Name of the Exchange	Abu Dhabi Securities Exchange	
		Acronym of the Exchange	ADX	
		Exchange Website Address	www.adx.ae	
		Exchange E-mail Address	ce@adx.ae	
	Indicators and Operations		2022	2023
		Value of Benchmark Index	10,211	9,578
		Number of Trading Days	252	251
		Local Currency / USD Rate	3.6725	3.6725
Equities	Products	Questions	2022	2023
	Shares	Number of Companies	90	100
		Market Capitalization	USD 714,802,550,000	USD 807,128,790,000
		Number of New Companies	9	7
		Investment Flows	USD 418,743,190,000	USD 3,995,430,000
		Value of Trading	USD 122,157,120,000	USD 85,692,600,000
	Securitized Derivatives	Number of Instruments		
		Value of Trading		
	ETFs	Number of Instruments	8	11
		Value of Trading	USD 493,630,000	USD 1,355,490,000
	Investment Funds	Number of Instruments		
		Value of Trading		
Debt Securities	Products	Questions	2022	2023
	Domestic Public Instruments	Number of Instruments		
		Value of Instruments		
		Value of Trading		
	Domestic Private Instruments	Number of Instruments		
		Value of Instruments		
		Value of Trading		
	Foreign Instruments	Number of Instruments		
		Value of Instruments		
		Value of Trading		
	REPO	Value of Trading		
Derivatives	Products	Questions	2022	2023
	Stock Futures	Number of Contracts Traded		
	Stock Index Futures	Number of Contracts Traded		
	ETF Futures	Number of Contracts Traded		
	Interest Rate Futures	Number of Contracts Traded		
	Currency Futures	Number of Contracts Traded		
	Commodity Futures	Number of Contracts Traded		
	Stock Options	Number of Contracts Traded		
	Stock Index Options	Number of Contracts Traded		
	ETF Options	Number of Contracts Traded		
	Interest Rate Options	Number of Contracts Traded		
	Currency Options	Number of Contracts Traded		
	Commodity Options	Number of Contracts Traded		
Other Products	Products	Questions	2022	2023
		Value of Trading		
		Value of Trading		
		Value of Trading		
Sharia-compliant Securities	Products	Questions	2022	2023
	Sukuk	Number of Instruments		
		Value of Instruments		
		Value of Trading		
	Sharia-compliant Shares	Number of Companies		
	Sharia-compliant Funds	Number of Instruments		
		Number of Instruments Listed		

General Information	Topics	Questions	Answers	
	Member Exchange	Name of the Exchange	Astana International Exchange	
		Acronym of the Exchange	AIX	
		Exchange Website Address	aix.kz	
		Exchange E-mail Address	pr@aix.kz	
	Indicators and Operations		2022	2023
		Value of Benchmark Index	938	1,217
		Number of Trading Days	247	246
		Local Currency / USD Rate	1.0000	1.0000
Equities	Shares	Number of Companies	19	17
		Market Capitalization	USD 38,431,247,100	USD 64,363,202,269
		Number of New Companies	1	7
		Investment Flows	USD 34,947,241	USD 8,538,690
		Value of Trading	USD 67,352,577	USD 129,622,892
	Securitized Derivatives	Number of Instruments		
		Value of Trading		
	ETFs	Number of Instruments	2	
		Value of Trading	USD -	
	Investment Funds	Number of Instruments		
		Value of Trading		
Debt Securities	Domestic Public Instruments	Number of Instruments	11	9
		Value of Instruments	USD 3,521,502,421	USD 2,661,601,025
		Value of Trading	USD -	USD -
	Domestic Private Instruments	Number of Instruments	84	112
		Value of Instruments	USD 12,413,076,038	USD 24,014,639,936
		Value of Trading	USD 94,755,143	USD 372,949,442
	Foreign Instruments	Number of Instruments	6	9
		Value of Instruments	USD 5,239,009,741	USD 4,095,381,576
		Value of Trading	USD 11,091,708	USD 79,526,435
Derivatives	REPO	Value of Trading		
Other Products		Number of Contracts Traded		
		Value of Instruments		
		Value of Trading		
Sharia-compliant Securities	Sukuk	Number of Instruments		
		Value of Instruments		
		Value of Trading		
	Sharia-compliant Shares	Number of Companies		
	Sharia-compliant Funds	Number of Instruments	1	
		Number of Instruments Listed		

(1)

(2)

General Information	Topics	Questions	Answers	
	Member Exchange	Name of the Exchange	Amman Stock Exchange	
		Acronym of the Exchange	ASE	
		Exchange Website Address	www.exchange.jo	
		Exchange E-mail Address	info@ase.com.jo	
	Indicators and Operations		2022	2023
		Value of Benchmark Index	2,501	2,431
		Number of Trading Days	248	249
		Local Currency / USD Rate	0.7090	0.7090
Equities	Shares	Number of Companies	170	167
		Market Capitalization	USD 25,393,172,231	USD 23,891,624,872
		Number of New Companies	3	2
		Investment Flows	USD 193,395,223	USD 2,115,656
		Value of Trading	USD 2,804,999,138	USD 2,131,942,245
		Value of Trading		
	Securitized Derivatives	Number of Instruments		
		Value of Trading		
	ETFs	Number of Instruments		
		Value of Trading		
	Investment Funds	Number of Instruments		
		Value of Trading		
Debt Securities	Domestic Public Instruments	Number of Instruments	213	190
		Value of Instruments	USD 26,485,190,409	USD 25,215,796,897
		Value of Trading	USD -	USD -
		Value of Trading		
	Domestic Private Instruments	Number of Instruments	3	5
		Value of Instruments	USD 74,809,590	USD 210,352,609
		Value of Trading	USD 31,213,950	USD 715,121
	Foreign Instruments	Number of Instruments		
		Value of Instruments		
		Value of Trading		
Derivatives	REPO	Value of Trading		
		Value of Trading		
		Value of Trading		
		Value of Trading		
		Value of Trading		
		Value of Trading		
		Value of Trading		
		Value of Trading		
		Value of Trading		
		Value of Trading		
		Value of Trading		
		Value of Trading		
		Value of Trading		
		Value of Trading		
Other Products	Products	Questions	2022	2023
		Value of Trading		
		Value of Trading		
		Value of Trading		
		Value of Trading		
		Value of Trading		
		Value of Trading		
		Value of Trading		
		Value of Trading		
		Value of Trading		
Sharia-compliant Securities	Products	Questions	2022	2023
		Number of Instruments		
		Value of Instruments		
		Value of Trading		
		Value of Trading		
		Value of Trading		
	Sharia-compliant Shares	Number of Companies		
	Sharia-compliant Funds	Number of Instruments		
		Number of Instruments Listed		

(1)

General Information	Topics	Questions	Answers		
	Member Exchange	Name of the Exchange	Borsa Istanbul		
		Acronym of the Exchange	BIST		
		Exchange Website Address	www.borsaitanbul.com		
		Exchange E-mail Address	international@borsaitanbul.com		
	Indicators and Operations	Value of Benchmark Index	2022	2023	
		Number of Trading Days	5,509	7,470	
		Local Currency / USD Rate	252	248	
			18.6983	29.4382	
	Equities	Products	Questions	2022	2023
		Shares	Number of Companies	485	539
Market Capitalization			USD 332,002,555,177	USD 341,158,842,841	
Number of New Companies			41	54	
Investment Flows			USD 2,269,996,380	USD 3,666,967,105	
Securitized Derivatives		Value of Trading	USD 1,033,104,889,053	USD 1,358,443,115,109	
		Number of Instruments	2,363	4,460	
		Value of Trading	USD 4,713,826,528	USD 11,203,826,609	
		ETFs	Number of Instruments	15	21
Investment Funds		Value of Trading	USD 1,874,589,850	USD 7,213,445,876	
		Number of Instruments	9	9	
		Value of Trading	USD 568,965,771	USD 1,235,483,115	
		Debt Securities	Products	Questions	2022
Domestic Public Instruments			Number of Instruments	159	161
			Value of Instruments	USD 86,557,395,057	USD 94,257,623,428
			Value of Trading	USD 69,596,226,505	USD 74,191,410,392
	Domestic Private Instruments		Number of Instruments	823	891
Value of Instruments			USD 9,667,327,511	USD 8,635,695,117	
Value of Trading			USD 21,944,238,513	USD 25,908,624,285	
Foreign Instruments			Number of Instruments		
	Value of Instruments				
	Value of Trading				
	REPO		Value of Trading	USD 722,760,902,533	USD 1,191,288,201,957
Derivatives	Products		Questions	2022	2023
	Stock Futures		Number of Contracts Traded	2,492,923,366	1,878,377,871
	Stock Index Futures		Number of Contracts Traded	89,418,378	60,849,311
	ETF Futures		Number of Contracts Traded		
	Interest Rate Futures		Number of Contracts Traded	11	23
	Currency Futures	Number of Contracts Traded	70,367,507	60,579,965	
	Commodity Futures	Number of Contracts Traded	71,240,994	83,130,821	
	Stock Options	Number of Contracts Traded	8,469,623	9,786,375	
	Stock Index Options	Number of Contracts Traded	272,656	179,904	
	ETF Options	Number of Contracts Traded			
	Interest Rate Options	Number of Contracts Traded			
	Currency Options	Number of Contracts Traded	426,868	647,129	
	Commodity Options	Number of Contracts Traded			
	Other Products	Products	Questions	2022	2023
		Gold	Value of Trading	USD 30,064,254,713	USD 39,017,104,860
		Silver	Value of Trading	USD 735,718,873	USD 1,108,206,726
Platinum and Palladium		Value of Trading	USD 2,127,637	USD 818,886	
Sharia-compliant Securities		Products	Questions	2022	2023
	Sukuk	Number of Instruments	148	177	
		Value of Instruments	USD 17,404,926,532	USD 19,445,342,859	
		Value of Trading	USD 6,498,732,962	USD 8,023,783,948	
	Sharia-compliant Shares	Number of Companies	200	230	
	Sharia-compliant Funds	Number of Instruments	5	5	
		Number of Instruments Listed			

General Information	Topics	Questions	Answers		
	Member Exchange	Name of the Exchange	Bursa Malaysia		
		Acronym of the Exchange	BM		
		Exchange Website Address	www.bursamalaysia.com		
		Exchange E-mail Address	bursa2u@bursamalaysia.com		
	Indicators and Operations	Value of Benchmark Index	2022	2023	
		Number of Trading Days	1,495	1,375	
		Local Currency / USD Rate	243	244	
			4.4150	4.5995	
	Equities	Products	Questions	2022	2023
	Shares	Number of Companies	970	970	
Market Capitalization		USD 380,086,801,347	USD 390,564,942,638		
Number of New Companies		35	32		
Investment Flows		USD 5,897,915,539	USD 2,047,185,847		
Value of Trading		USD 116,478,209,274	USD 121,621,948,646		
Securitized Derivatives	Number of Instruments	966	977		
	Value of Trading	USD 3,131,950,255	USD 2,968,197,951		
ETFs	Number of Instruments	20	16		
	Value of Trading	USD 27,961,600	USD 35,181,403		
Investment Funds	Number of Instruments	21	21		
	Value of Trading	USD 560,119,783	USD 697,689,341		
Debt Securities	Products	Questions	2022	2023	
	Domestic Public Instruments	Number of Instruments			
		Value of Instruments			
		Value of Trading			
	Domestic Private Instruments	Number of Instruments	11	11	
		Value of Instruments	USD 671,424,288	USD 395,836,433	
		Value of Trading	USD 22,756,885	USD 72,446,304	
	Foreign Instruments	Number of Instruments			
		Value of Instruments			
		Value of Trading			
	REPO	Value of Trading			
Derivatives	Products	Questions	2022	2023	
	Stock Futures	Number of Contracts Traded			
	Stock Index Futures	Number of Contracts Traded	2,847,323	2,914,329	
	ETF Futures	Number of Contracts Traded			
	Interest Rate Futures	Number of Contracts Traded			
	Currency Futures	Number of Contracts Traded		48	
	Commodity Futures	Number of Contracts Traded	16,206,958	14,819,444	
	Stock Options	Number of Contracts Traded			
	Stock Index Options	Number of Contracts Traded	5,350	10,030	
	ETF Options	Number of Contracts Traded			
	Interest Rate Options	Number of Contracts Traded			
	Currency Options	Number of Contracts Traded			
	Commodity Options	Number of Contracts Traded	36,501	24,460	
Other Products	Products	Questions	2022	2023	
		Value of Trading			
		Value of Trading			
		Value of Trading			
Sharia-compliant Securities	Products	Questions	2022	2023	
Sukuk	Number of Instruments	3	2		
	Value of Instruments	USD 92,819,932	USD 23,507,990		
	Value of Trading	USD 513,937	USD 173,588		
	Sharia-compliant Shares	Number of Companies	789	811	
	Sharia-compliant Funds	Number of Instruments	11	11	
		Number of Instruments Listed			

General Information	Topics	Questions	Answers	
	Member Exchange	Name of the Exchange	Baku Stock Exchange	
		Acronym of the Exchange	BSE	
		Exchange Website Address	www.bfb.az/en	
		Exchange E-mail Address	info@bse.az	
	Indicators and Operations		2022	2023
Equities	Products	Value of Benchmark Index		
		Number of Trading Days	241	241
		Local Currency / USD Rate	1.7000	1.7000
	Shares	Number of Companies	29	23
		Market Capitalization	USD 1,467,980,000	USD 1,577,260,000
		Number of New Companies	4	15
		Investment Flows	USD 23,660,000	USD 17,660,000
		Value of Trading	USD 2,280,000	USD 2,760,000
	Securitized Derivatives	Number of Instruments		
		Value of Trading		
	ETFs	Number of Instruments		
		Value of Trading		
	Investment Funds	Number of Instruments		
		Value of Trading		
Debt Securities	Domestic Public Instruments		2022	2023
		Number of Instruments	203	245
		Value of Instruments	USD 5,554,570,000	USD 13,146,900,000
	Domestic Private Instruments	Value of Trading	USD 979,710,000	USD 3,846,690,000
		Number of Instruments	42	59
		Value of Instruments	USD 182,710,000	USD 114,630,000
	Foreign Instruments	Value of Trading	USD 127,090,000	USD 88,040,000
		Number of Instruments		
		Value of Instruments		
	REPO	Value of Trading	USD 14,500,000	USD 11,590,000
Derivatives	Products		2022	2023
		Number of Contracts Traded		
		Number of Contracts Traded		
		Number of Contracts Traded		
		Number of Contracts Traded		
		Number of Contracts Traded		
		Number of Contracts Traded		
		Number of Contracts Traded		
		Number of Contracts Traded		
		Number of Contracts Traded		
		Number of Contracts Traded		
		Number of Contracts Traded		
		Number of Contracts Traded		
Other Products	Products		2022	2023
		Value of Trading		
		Value of Trading		
		Value of Trading		
Sharia-compliant Securities	Sukuk		2022	2023
		Number of Instruments		
		Value of Instruments		
	Sharia-compliant Shares	Value of Trading		
		Number of Companies		
	Sharia-compliant Funds	Number of Instruments		
		Number of Instruments Listed		



General Information	Topics	Questions	Answers	
	Member Exchange	Name of the Exchange	Chittagong Stock Exchange	
		Acronym of the Exchange	CSE(B)	
		Exchange Website Address	www.cse.com.bd	
		Exchange E-mail Address	info@cse.com.bd	
	Indicators and Operations		2022	2023
		Value of Benchmark Index	1,321	1,299
		Number of Trading Days	224	80
		Local Currency / USD Rate	91.7455	106.3095
Equities	Products	Questions	2022	2023
	Shares	Number of Companies	376	631
		Market Capitalization	USD 47,236,051,382	USD 71,353,003,451
		Number of New Companies	9	1
		Investment Flows	USD 113,840,000	
	Securitized Derivatives	Value of Trading	USD 701,950,000	USD 85,810,000
		Number of Instruments		
	ETFs	Value of Trading		
		Number of Instruments		
	Investment Funds	Value of Trading		
		Number of Instruments	USD 2,000,000	
Debt Securities	Products	Questions	2022	2023
	Domestic Public Instruments	Number of Instruments		
		Value of Instruments		
		Value of Trading		USD 300,000
	Domestic Private Instruments	Number of Instruments		
		Value of Instruments		
		Value of Trading	USD 80,000	
	Foreign Instruments	Number of Instruments		
		Value of Instruments		
		Value of Trading		
	REPO	Value of Trading		
Derivatives	Products	Questions	2022	2023
	Stock Futures	Number of Contracts Traded		
	Stock Index Futures	Number of Contracts Traded		
	ETF Futures	Number of Contracts Traded		
	Interest Rate Futures	Number of Contracts Traded		
	Currency Futures	Number of Contracts Traded		
	Commodity Futures	Number of Contracts Traded		
	Stock Options	Number of Contracts Traded		
	Stock Index Options	Number of Contracts Traded		
	ETF Options	Number of Contracts Traded		
	Interest Rate Options	Number of Contracts Traded		
	Currency Options	Number of Contracts Traded		
	Commodity Options	Number of Contracts Traded		
Other Products	Products	Questions	2022	2023
		Value of Trading		
		Value of Trading		
		Value of Trading		
Sharia-compliant Securities	Products	Questions	2022	2023
	Sukuk	Number of Instruments		
		Value of Instruments		
		Value of Trading		
	Sharia-compliant Shares	Number of Companies		
	Sharia-compliant Funds	Number of Instruments		
		Number of Instruments Listed		

(1)

General Information	Topics	Questions	Answers	
	Member Exchange	Name of the Exchange	Bourse de Casablanca	
		Acronym of the Exchange	CSE(M)	
		Exchange Website Address	www.casablanca-bourse.com	
		Exchange E-mail Address	contact@casablanca-bourse.com	
	Indicators and Operations		2022	2023
		Value of Benchmark Index	10,720	12,093
		Number of Trading Days	254	249
		Local Currency / USD Rate	10.1607	10.1314
Equities	Products	Questions	2022	2023
	Shares	Number of Companies	76	77
		Market Capitalization	USD 53,706,820,000	USD 63,376,750,000
		Number of New Companies	7	
		Investment Flows	USD 263,440,000	
		Value of Trading	USD 3,068,730,000	USD 3,385,820,000
	Securitized Derivatives	Number of Instruments		
		Value of Trading		
	ETFs	Number of Instruments		
		Value of Trading		
	Investment Funds	Number of Instruments		
		Value of Trading		
Debt Securities	Products	Questions	2022	2023
	Domestic Public Instruments	Number of Instruments	11	11
		Value of Instruments		
		Value of Trading	USD 11,270,000	USD 12,810,000
	Domestic Private Instruments	Number of Instruments	20	16
		Value of Instruments		
		Value of Trading	USD 19,860,000	
	Foreign Instruments	Number of Instruments		
		Value of Instruments		
		Value of Trading		
	REPO	Value of Trading		
Derivatives	Products	Questions	2022	2023
	Stock Futures	Number of Contracts Traded		
	Stock Index Futures	Number of Contracts Traded		
	ETF Futures	Number of Contracts Traded		
	Interest Rate Futures	Number of Contracts Traded		
	Currency Futures	Number of Contracts Traded		
	Commodity Futures	Number of Contracts Traded		
	Stock Options	Number of Contracts Traded		
	Stock Index Options	Number of Contracts Traded		
	ETF Options	Number of Contracts Traded		
	Interest Rate Options	Number of Contracts Traded		
	Currency Options	Number of Contracts Traded		
	Commodity Options	Number of Contracts Traded		
Other Products	Products	Questions	2022	2023
		Value of Trading		
		Value of Trading		
		Value of Trading		
Sharia-compliant Securities	Products	Questions	2022	2023
	Sukuk	Number of Instruments		
		Value of Instruments		
		Value of Trading		
	Sharia-compliant Shares	Number of Companies		
	Sharia-compliant Funds	Number of Instruments		
		Number of Instruments Listed		

General Information	Topics	Questions	Answers	
	Member Exchange	Name of the Exchange	Dubai Financial Market	
		Acronym of the Exchange	DFM	
		Exchange Website Address	www.dfm.ae	
		Exchange E-mail Address	customerservice@dfm.ae	
	Indicators and Operations		2022	2023
		Value of Benchmark Index	3,336	4,060
		Number of Trading Days	252	251
		Local Currency / USD Rate	3.6725	3.6725
Equities	Products	Questions	2022	2023
	Shares	Number of Companies	68	63
		Market Capitalization	USD 158,759,690,000	USD 187,040,800,000
		Number of New Companies	3	2
		Investment Flows	USD 15,458,640,000	USD 2,723,310,000
		Value of Trading	USD 24,384,530,000	USD 26,809,880,000
	Securitized Derivatives	Number of Instruments		
		Value of Trading		
	ETFs	Number of Instruments		
		Value of Trading		
	Investment Funds	Number of Instruments		
		Value of Trading		
Debt Securities	Products	Questions	2022	2023
	Domestic Public Instruments	Number of Instruments		
		Value of Instruments		
		Value of Trading		
	Domestic Private Instruments	Number of Instruments		
		Value of Instruments		
		Value of Trading		
	Foreign Instruments	Number of Instruments		
		Value of Instruments		
		Value of Trading		
	REPO	Value of Trading		
Derivatives	Products	Questions	2022	2023
	Stock Futures	Number of Contracts Traded		
	Stock Index Futures	Number of Contracts Traded		
	ETF Futures	Number of Contracts Traded		
	Interest Rate Futures	Number of Contracts Traded		
	Currency Futures	Number of Contracts Traded		
	Commodity Futures	Number of Contracts Traded		
	Stock Options	Number of Contracts Traded		
	Stock Index Options	Number of Contracts Traded		
	ETF Options	Number of Contracts Traded		
	Interest Rate Options	Number of Contracts Traded		
	Currency Options	Number of Contracts Traded		
	Commodity Options	Number of Contracts Traded		
Other Products	Products	Questions	2022	2023
	REIT	Value of Trading		
		Value of Trading		
		Value of Trading		
Sharia-compliant Securities	Products	Questions	2022	2023
	Sukuk	Number of Instruments		
		Value of Instruments		
		Value of Trading		
	Sharia-compliant Shares	Number of Companies		
	Sharia-compliant Funds	Number of Instruments		
		Number of Instruments Listed		

General Information	Topics	Questions	Answers	
	Member Exchange	Name of the Exchange	Dhaka Stock Exchange	
		Acronym of the Exchange	DSE	
		Exchange Website Address	www.dsebd.org	
		Exchange E-mail Address	info@dse.com.bd	
	Indicators and Operations		2022	2023
		Value of Benchmark Index	6,207	6,247
		Number of Trading Days	244	244
		Local Currency / USD Rate	91.7455	106.3095
Equities	Products	Questions	2022	2023
	Shares	Number of Companies	354	355
		Market Capitalization	USD 42,894,830,000	USD 40,681,630,000
		Number of New Companies	9	2
		Investment Flows	USD 108,650,000	USD 7,850,000
	Securitized Derivatives	Value of Trading	USD 22,690,660,000	USD 12,895,820,000
		Number of Instruments		
	ETFs	Value of Trading		
		Number of Instruments		
	Investment Funds	Value of Trading	37	37
		Value of Trading	USD 135,250,000	USD 90,280,000
Debt Securities	Products	Questions	2022	2023
	Domestic Public Instruments	Number of Instruments	248	241
		Value of Instruments		
		Value of Trading		USD 8,220,000
	Domestic Private Instruments	Number of Instruments	9	13
		Value of Instruments		
		Value of Trading	USD 32,580,000	USD 68,490,000
	Foreign Instruments	Number of Instruments		
		Value of Instruments		
		Value of Trading		
	REPO	Value of Trading		
Derivatives	Products	Questions	2022	2023
	Stock Futures	Number of Contracts Traded		
	Stock Index Futures	Number of Contracts Traded		
	ETF Futures	Number of Contracts Traded		
	Interest Rate Futures	Number of Contracts Traded		
	Currency Futures	Number of Contracts Traded		
	Commodity Futures	Number of Contracts Traded		
	Stock Options	Number of Contracts Traded		
	Stock Index Options	Number of Contracts Traded		
	ETF Options	Number of Contracts Traded		
	Interest Rate Options	Number of Contracts Traded		
	Currency Options	Number of Contracts Traded		
	Commodity Options	Number of Contracts Traded		
Other Products	Products	Questions	2022	2023
		Value of Trading		
		Value of Trading		
		Value of Trading		
Sharia-compliant Securities	Products	Questions	2022	2023
	Sukuk	Number of Instruments		
		Value of Instruments		
		Value of Trading		
	Sharia-compliant Shares	Number of Companies		
	Sharia-compliant Funds	Number of Instruments		
		Number of Instruments Listed		

(1)

General Information	Topics	Questions	Answers	
	Member Exchange	Name of the Exchange	The Egyptian Exchange	
		Acronym of the Exchange	EGX	
		Exchange Website Address	www.egx.com.eg	
		Exchange E-mail Address	info@egx.com.eg	
	Indicators and Operations		2022	2023
		Value of Benchmark Index	14,599	24,894
		Number of Trading Days	244	242
		Local Currency / USD Rate	24.7463	30.8931
Equities	Products	Questions	2022	2023
	Shares	Number of Companies	242	241
		Market Capitalization	USD 38,843,071,171	USD 55,666,034,049
		Number of New Companies	5	4
		Investment Flows	USD 1,621,049,830	USD 1,144,865,943
		Value of Trading	USD 17,852,575,435	USD 21,655,860,627
	Securitized Derivatives	Number of Instruments		
		Value of Trading		
	ETFs	Number of Instruments	1	1
		Value of Trading	USD 644,837	USD 697,272
	Investment Funds	Number of Instruments	3	3
		Value of Trading	USD 1,542	USD 72,838
Debt Securities	Products	Questions	2022	2023
	Domestic Public Instruments	Number of Instruments	222	249
		Value of Instruments		USD 162,174,012,042
		Value of Trading		
	Domestic Private Instruments	Number of Instruments		95
		Value of Instruments	USD 2,341,804,974	USD 3,799,675,109
		Value of Trading		
	Foreign Instruments	Number of Instruments		
		Value of Instruments		
		Value of Trading		
	REPO	Value of Trading		
Derivatives	Products	Questions	2022	2023
	Stock Futures	Number of Contracts Traded		
	Stock Index Futures	Number of Contracts Traded		
	ETF Futures	Number of Contracts Traded		
	Interest Rate Futures	Number of Contracts Traded		
	Currency Futures	Number of Contracts Traded		
	Commodity Futures	Number of Contracts Traded		
	Stock Options	Number of Contracts Traded		
	Stock Index Options	Number of Contracts Traded		
	ETF Options	Number of Contracts Traded		
	Interest Rate Options	Number of Contracts Traded		
	Currency Options	Number of Contracts Traded		
	Commodity Options	Number of Contracts Traded		
Other Products	Products	Questions	2022	2023
		Value of Trading		
		Value of Trading		
		Value of Trading		
Sharia-compliant Securities	Products	Questions	2022	2023
	Sukuk	Number of Instruments	6	4
		Value of Instruments	USD 383,123,341	USD 249,123,854
		Value of Trading		
	Sharia-compliant Shares	Number of Companies		
	Sharia-compliant Funds	Number of Instruments		
		Number of Instruments Listed		

(1)

(2)

General Information	Topics	Questions	Answers				
	Member Exchange	Name of the Exchange	Indonesia Stock Exchange				
		Acronym of the Exchange	IDX				
		Exchange Website Address	https://www.idx.co.id/en				
		Exchange E-mail Address	contactcenter@idx.co.id				
	Indicators and Operations	Value of Benchmark Index	2022	2023			
		Number of Trading Days	6,851	7,273			
		Local Currency / USD Rate	246	239			
			15,592.0000	15,439.0000			
	Equities	Products	Questions	2022	2023		
			Shares	Number of Companies	825	903	
Market Capitalization		USD	609,231,583,125	USD	756,140,644,264		
Number of New Companies			59	79			
Investment Flows		USD	2,125,400,245	USD	3,506,386,422		
Value of Trading		USD	232,035,467,620	USD	168,361,289,881		
Securitized Derivatives		Number of Instruments		61	73		
		Value of Trading	USD	608,756,171	USD	498,779,799	
ETFs		Number of Instruments		50	50		
		Value of Trading	USD	13,289,740	USD	15,371,447	
Investment Funds		Number of Instruments		4	4		
		Value of Trading	USD	414,250	USD	95,411	
Debt Securities		Products	Questions	2022	2023		
			Domestic Public Instruments	Number of Instruments	186	183	
		Value of Instruments	USD	340,961,019,504	USD	371,878,123,419	
		Value of Trading	USD	771,764,473,914	USD	738,849,181,569	
	Domestic Private Instruments	Number of Instruments		927	958		
		Value of Instruments	USD	28,605,096,775	USD	29,795,179,662	
		Value of Trading	USD	31,994,197,412	USD	35,538,769,353	
	Foreign Instruments	Number of Instruments					
		Value of Instruments					
		Value of Trading					
	REPO	Value of Trading					
	Derivatives	Products	Questions	2022	2023		
			Stock Futures	Number of Contracts Traded			
			Stock Index Futures	Number of Contracts Traded	5,104	487	
			ETF Futures	Number of Contracts Traded			
			Interest Rate Futures	Number of Contracts Traded			
Currency Futures			Number of Contracts Traded				
Commodity Futures			Number of Contracts Traded				
Stock Options			Number of Contracts Traded				
Stock Index Options			Number of Contracts Traded				
ETF Options			Number of Contracts Traded				
Interest Rate Options			Number of Contracts Traded				
Currency Options			Number of Contracts Traded				
Commodity Options			Number of Contracts Traded				
Other Products			Products	Questions	2022	2023	
			Structured Warrant	Value of Trading	USD	12,446,462	USD
		Rights	Value of Trading	USD	37,102,295	USD	8,103,633
	Bond Index Futures and Bond Futures	Value of Trading	USD	-	USD	-	
Sharia-compliant Securities	Products	Questions	2022	2023			
		Sukuk	Number of Instruments	265	278		
		Value of Instruments	USD	65,726,970,049	USD	77,266,149,751	
		Value of Trading	USD	46,946,994,352	USD	57,902,435,876	
	Sharia-compliant Shares	Number of Companies	533	621			
	Sharia-compliant Funds	Number of Instruments	3	3			
		Number of Instruments Listed					

(1)

(2)

General Information	Topics	Questions	Answers	
	Member Exchange	Name of the Exchange	Iran Fara Bourse Securities Exchange	
		Acronym of the Exchange	IFB	
		Exchange Website Address	www.ifb.ir	
		Exchange E-mail Address	info@ifb.ir	
	Indicators and Operations		2022	2023
		Value of Benchmark Index	5,222	6,463
		Number of Trading Days	239	239
		Local Currency / USD Rate	42,000.0000	42,000.0000
Equities	Products	Questions	2022	2023
	Shares	Number of Companies	169	189
		Market Capitalization	USD 265,469,730,000	USD 347,105,930,000
		Number of New Companies	17	25
		Investment Flows	USD 5,204,220,000	USD 9,658,290,000
		Value of Trading	USD 76,869,720,000	USD 152,517,820,000
	Securitized Derivatives	Number of Instruments	38	12
		Value of Trading	USD 1,256,080,000	USD 1,514,600,000
	ETFs	Number of Instruments	69	99
		Value of Trading	USD 58,602,650,000	USD 166,792,310,000
	Investment Funds	Number of Instruments	149	
		Value of Trading	USD 81,045,680,000	USD 78,619,120,000
Debt Securities	Products	Questions	2022	2023
	Domestic Public Instruments	Number of Instruments	112	101
		Value of Instruments	USD 84,047,630,000	USD 102,219,300,000
		Value of Trading	USD 2,031,868,500,000	USD 3,212,082,440,000
	Domestic Private Instruments	Number of Instruments	62	131
		Value of Instruments	USD 11,610,430,000	USD 16,856,400,000
		Value of Trading	USD 84,507,470,000	USD 38,475,470,000
	Foreign Instruments	Number of Instruments		
		Value of Instruments		
		Value of Trading		
	REPO	Value of Trading		
Derivatives	Products	Questions	2022	2023
	Stock Futures	Number of Contracts Traded		
	Stock Index Futures	Number of Contracts Traded		
	ETF Futures	Number of Contracts Traded		
	Interest Rate Futures	Number of Contracts Traded		
	Currency Futures	Number of Contracts Traded		
	Commodity Futures	Number of Contracts Traded		
	Stock Options	Number of Contracts Traded	1,954,090,468	4,014,636,119
	Stock Index Options	Number of Contracts Traded		
	ETF Options	Number of Contracts Traded	103,509	510,661
	Interest Rate Options	Number of Contracts Traded		
	Currency Options	Number of Contracts Traded		
	Commodity Options	Number of Contracts Traded		
Other Products	Products	Questions	2022	2023
		Value of Trading		
		Value of Trading		
		Value of Trading		
Sharia-compliant Securities	Products	Questions	2022	2023
	Sukuk	Number of Instruments		
		Value of Instruments		
		Value of Trading		
	Sharia-compliant Shares	Number of Companies		
	Sharia-compliant Funds	Number of Instruments		
		Number of Instruments Listed		

General Information	Topics	Questions	Answers	
	Member Exchange	Name of the Exchange	Kazakhstan Stock Exchange	
		Acronym of the Exchange	KASE	
		Exchange Website Address	www.kase.kz	
		Exchange E-mail Address	info@kase.kz	
	Indicators and Operations		2022	2023
		Value of Benchmark Index	3,252	4,187
		Number of Trading Days	245	246
		Local Currency / USD Rate	460.1650	456.1650
Equities	Products	Questions	2022	2023
	Shares	Number of Companies	142	127
		Market Capitalization	USD 45,705,580,000	USD 58,940,270,000
		Number of New Companies		
		Investment Flows		
	Securitized Derivatives	Value of Trading	USD 410,850,000	USD 739,450,000
		Number of Instruments		
	ETFs	Value of Trading		
		Number of Instruments	12	17
	Investment Funds	Value of Trading	USD 4,740,000	USD 31,470,000
		Number of Instruments	21	18
		Value of Trading	USD 15,700,000	USD 5,430,000
Debt Securities	Products	Questions	2022	2023
	Domestic Public Instruments	Number of Instruments	280	280
		Value of Instruments		
		Value of Trading	USD 12,717,830,000	USD 17,411,550,000
	Domestic Private Instruments	Number of Instruments	324	394
		Value of Instruments		
		Value of Trading	USD 5,197,000,000	USD 4,775,100,000
	Foreign Instruments	Number of Instruments	125	169
		Value of Instruments		
		Value of Trading	USD 721,610,000	USD 1,054,220,000
	REPO	Value of Trading		
Derivatives	Products	Questions	2022	2023
	Stock Futures	Number of Contracts Traded		
	Stock Index Futures	Number of Contracts Traded		
	ETF Futures	Number of Contracts Traded		
	Interest Rate Futures	Number of Contracts Traded		
	Currency Futures	Number of Contracts Traded		
	Commodity Futures	Number of Contracts Traded		
	Stock Options	Number of Contracts Traded		
	Stock Index Options	Number of Contracts Traded		
	ETF Options	Number of Contracts Traded		
	Interest Rate Options	Number of Contracts Traded		
	Currency Options	Number of Contracts Traded		
	Commodity Options	Number of Contracts Traded		
Other Products	Products	Questions	2022	2023
		Value of Trading		
		Value of Trading		
		Value of Trading		
Sharia-compliant Securities	Products	Questions	2022	2023
	Sukuk	Number of Instruments		
		Value of Instruments		
		Value of Trading		
	Sharia-compliant Shares	Number of Companies		
	Sharia-compliant Funds	Number of Instruments		
		Number of Instruments Listed		



General Information	Topics	Questions	Answers	
	Member Exchange	Name of the Exchange	Palestine Exchange	
		Acronym of the Exchange	PEX	
		Exchange Website Address	www.pex.ps	
		Exchange E-mail Address	pex@pex.ps	
	Indicators and Operations		2022	2023
		Value of Benchmark Index	640	589
		Number of Trading Days	247	244
		Local Currency / USD Rate	1.0000	1.0000
Equities	Products	Questions	2022	2023
	Shares	Number of Companies	49	49
		Market Capitalization	USD 4,896,117,627	USD 4,625,052,877
		Number of New Companies	2	2
		Investment Flows		
		Value of Trading	USD 472,753,655	USD 330,900,956
	Securitized Derivatives	Number of Instruments		
		Value of Trading		
	ETFs	Number of Instruments		
		Value of Trading		
	Investment Funds	Number of Instruments		
		Value of Trading		
Debt Securities	Products	Questions	2022	2023
	Domestic Public Instruments	Number of Instruments		
		Value of Instruments		
		Value of Trading		
	Domestic Private Instruments	Number of Instruments		
		Value of Instruments		
		Value of Trading		
	Foreign Instruments	Number of Instruments		
		Value of Instruments		
		Value of Trading		
	REPO	Value of Trading		
Derivatives	Products	Questions	2022	2023
	Stock Futures	Number of Contracts Traded		
	Stock Index Futures	Number of Contracts Traded		
	ETF Futures	Number of Contracts Traded		
	Interest Rate Futures	Number of Contracts Traded		
	Currency Futures	Number of Contracts Traded		
	Commodity Futures	Number of Contracts Traded		
	Stock Options	Number of Contracts Traded		
	Stock Index Options	Number of Contracts Traded		
	ETF Options	Number of Contracts Traded		
	Interest Rate Options	Number of Contracts Traded		
	Currency Options	Number of Contracts Traded		
	Commodity Options	Number of Contracts Traded		
Other Products	Products	Questions	2022	2023
		Value of Trading		
		Value of Trading		
		Value of Trading		
Sharia-compliant Securities	Products	Questions	2022	2023
	Sukuk	Number of Instruments		
		Value of Instruments		
		Value of Trading		
	Sharia-compliant Shares	Number of Companies		
	Sharia-compliant Funds	Number of Instruments		
		Number of Instruments Listed		

General Information	Topics	Questions	Answers	
	Member Exchange	Name of the Exchange	Pakistan Stock Exchange	
		Acronym of the Exchange	PSX	
		Exchange Website Address	www.psx.com.pk	
		Exchange E-mail Address	info@psx.com.pk	
	Indicators and Operations		2022	2023
		Value of Benchmark Index	40,420	62,451
		Number of Trading Days	248	246
		Local Currency / USD Rate	234.9000	285.2000
Equities	Products	Questions	2022	2023
	Shares	Number of Companies	531	524
		Market Capitalization	USD 27,674,873,637	USD 31,777,359,077
		Number of New Companies	2	1
		Investment Flows		
		Value of Trading	USD 7,337,989,441	USD 8,691,371,378
	Securitized Derivatives	Number of Instruments		
		Value of Trading		
	ETFs	Number of Instruments	7	8
		Value of Trading	USD 5,431,052	USD 5,401,898
	Investment Funds	Number of Instruments		
		Value of Trading		
Debt Securities	Products	Questions	2022	2023
	Domestic Public Instruments	Number of Instruments	219	287
		Value of Instruments	USD 4,625,142,264,453	USD 101,727,618,951
		Value of Trading	USD 56,358,837	USD 36,608,783
	Domestic Private Instruments	Number of Instruments	109	145
		Value of Instruments	USD 3,192,320,136	USD 2,991,067,672
		Value of Trading	USD 33,459,316	USD 33,429,552
	Foreign Instruments	Number of Instruments		
		Value of Instruments		
		Value of Trading		
	REPO	Value of Trading		
Derivatives	Products	Questions	2022	2023
	Stock Futures	Number of Contracts Traded	46,426,629	53,670,784
	Stock Index Futures	Number of Contracts Traded		
	ETF Futures	Number of Contracts Traded		
	Interest Rate Futures	Number of Contracts Traded		
	Currency Futures	Number of Contracts Traded		
	Commodity Futures	Number of Contracts Traded		
	Stock Options	Number of Contracts Traded		
	Stock Index Options	Number of Contracts Traded		
	ETF Options	Number of Contracts Traded		
	Interest Rate Options	Number of Contracts Traded		
	Currency Options	Number of Contracts Traded		
	Commodity Options	Number of Contracts Traded		
Other Products	Products	Questions	2022	2023
		Value of Trading		
		Value of Trading		
		Value of Trading		
Sharia-compliant Securities	Products	Questions	2022	2023
	Sukuk	Number of Instruments		
		Value of Instruments		
		Value of Trading		
	Sharia-compliant Shares	Number of Companies		
	Sharia-compliant Funds	Number of Instruments		
		Number of Instruments Listed		

General Information	Topics	Questions	Answers	
	Member Exchange	Name of the Exchange	Qatar Stock Exchange	
		Acronym of the Exchange	QSE	
		Exchange Website Address	www.qe.com.qa	
		Exchange E-mail Address	info@qe.qa	
	Indicators and Operations		2022	2023
		Value of Benchmark Index	10,681	10,831
		Number of Trading Days	249	250
		Local Currency / USD Rate	3.6400	3.6400
Equities	Products	Questions	2022	2023
	Shares	Number of Companies	49	53
		Market Capitalization	USD 167,076,908,631	USD 171,583,591,222
		Number of New Companies	-	4
		Investment Flows	USD -	USD 25,432,621,600
		Value of Trading	USD 44,237,544,547	USD 34,477,819,495
	Securitized Derivatives	Number of Instruments		
		Value of Trading		
	ETFs	Number of Instruments	2	2
		Value of Trading	USD 70,286,721	USD 27,827,309
	Investment Funds	Number of Instruments		
		Value of Trading		
Debt Securities	Products	Questions	2022	2023
	Domestic Public Instruments	Number of Instruments	88	93
		Value of Instruments	USD 21,960,979,761	USD 21,725,959,913
		Value of Trading	USD 1,003,259,411	USD 1,379,074,432
	Domestic Private Instruments	Number of Instruments		
		Value of Instruments		
		Value of Trading		
	Foreign Instruments	Number of Instruments		
		Value of Instruments		
		Value of Trading		
	REPO	Value of Trading		
Derivatives	Products	Questions	2022	2023
	Stock Futures	Number of Contracts Traded		
	Stock Index Futures	Number of Contracts Traded		
	ETF Futures	Number of Contracts Traded		
	Interest Rate Futures	Number of Contracts Traded		
	Currency Futures	Number of Contracts Traded		
	Commodity Futures	Number of Contracts Traded		
	Stock Options	Number of Contracts Traded		
	Stock Index Options	Number of Contracts Traded		
	ETF Options	Number of Contracts Traded		
	Interest Rate Options	Number of Contracts Traded		
	Currency Options	Number of Contracts Traded		
	Commodity Options	Number of Contracts Traded		
Other Products	Products	Questions	2022	2023
	Venture Market	Value of Trading	USD 231,792,959	USD 140,111,834
		Value of Trading		
		Value of Trading		
Sharia-compliant Securities	Products	Questions	2022	2023
	Sukuk	Number of Instruments		
		Value of Instruments		
		Value of Trading		
	Sharia-compliant Shares	Number of Companies	35	34
	Sharia-compliant Funds	Number of Instruments		
		Number of Instruments Listed		

General Information	Topics	Questions	Answers	
	Member Exchange	Name of the Exchange	Republican Stock Exchange Toshkent	
		Acronym of the Exchange	RSE	
		Exchange Website Address	www.uzse.uz	
		Exchange E-mail Address	info@uzse.uz	
	Indicators and Operations		2022	2023
		Value of Benchmark Index		
		Number of Trading Days	247	248
		Local Currency / USD Rate	11,225.4600	12,338.7700
Equities	Products	Questions	2022	2023
	Shares	Number of Companies	114	117
		Market Capitalization	USD 8,407,705,460	USD 13,731,677,138
		Number of New Companies	21	14
		Investment Flows		USD 8,449,308
		Value of Trading	USD 429,043,212	USD 219,855,621
	Securitized Derivatives	Number of Instruments		
		Value of Trading		
	ETFs	Number of Instruments		
		Value of Trading		
	Investment Funds	Number of Instruments		
		Value of Trading		
Debt Securities	Products	Questions	2022	2023
	Domestic Public Instruments	Number of Instruments		
		Value of Instruments		
		Value of Trading		
	Domestic Private Instruments	Number of Instruments	10	8
		Value of Instruments	USD 34,670,565	USD 16,020,766
		Value of Trading	USD 9,836,285	USD 7,470,599
	Foreign Instruments	Number of Instruments		
		Value of Instruments		
		Value of Trading		
	REPO	Value of Trading		
Derivatives	Products	Questions	2022	2023
	Stock Futures	Number of Contracts Traded		
	Stock Index Futures	Number of Contracts Traded		
	ETF Futures	Number of Contracts Traded		
	Interest Rate Futures	Number of Contracts Traded		
	Currency Futures	Number of Contracts Traded		
	Commodity Futures	Number of Contracts Traded		
	Stock Options	Number of Contracts Traded		
	Stock Index Options	Number of Contracts Traded		
	ETF Options	Number of Contracts Traded		
	Interest Rate Options	Number of Contracts Traded		
	Currency Options	Number of Contracts Traded		
	Commodity Options	Number of Contracts Traded		
Other Products	Products	Questions	2022	2023
		Value of Trading		
		Value of Trading		
		Value of Trading		
Sharia-compliant Securities	Products	Questions	2022	2023
	Sukuk	Number of Instruments		
		Value of Instruments		
		Value of Trading		
	Sharia-compliant Shares	Number of Companies		
	Sharia-compliant Funds	Number of Instruments		
		Number of Instruments Listed		

General Information	Topics	Questions	Answers	
	Member Exchange	Name of the Exchange	Saudi Exchange (Tadawul)	
		Acronym of the Exchange	Tadawul	
		Exchange Website Address	www.saudiexchange.sa	
		Exchange E-mail Address	mio@tadawul.com.sa	
	Indicators and Operations		2022	2023
		Value of Benchmark Index	10,478	11,967
		Number of Trading Days	248	249
		Local Currency / USD Rate	3.7500	3.7500
Equities	Products	Questions	2022	2023
	Shares	Number of Companies	269	310
		Market Capitalization	USD 2,638,591,150,000	USD 3,015,364,550,000
		Number of New Companies	49	43
		Investment Flows	USD 36,463,260,000	USD 17,692,430,000
		Value of Trading	USD 447,513,990,000	USD 349,314,410,000
	Securitized Derivatives	Number of Instruments		
		Value of Trading	USD 24,380,000	USD 43,020,000
	ETFs	Number of Instruments	7	8
		Value of Trading	USD 553,460,000	USD 333,880,000
	Investment Funds	Number of Instruments		
		Value of Trading		
Debt Securities	Products	Questions	2022	2023
	Domestic Public Instruments	Number of Instruments	70	66
		Value of Instruments	USD 134,128,040,000	USD 141,280,890,000
		Value of Trading	USD 3,164,810,000	USD 4,663,750,000
	Domestic Private Instruments	Number of Instruments	4	4
		Value of Instruments	USD 5,695,460,000	USD 5,343,970,000
		Value of Trading	USD 25,540,000	USD 403,540,000
	Foreign Instruments	Number of Instruments		
		Value of Instruments		
		Value of Trading		
	REPO	Value of Trading		
Derivatives	Products	Questions	2022	2023
	Stock Futures	Number of Contracts Traded		
	Stock Index Futures	Number of Contracts Traded		
	ETF Futures	Number of Contracts Traded		
	Interest Rate Futures	Number of Contracts Traded		
	Currency Futures	Number of Contracts Traded		
	Commodity Futures	Number of Contracts Traded		
	Stock Options	Number of Contracts Traded		
	Stock Index Options	Number of Contracts Traded		
	ETF Options	Number of Contracts Traded		
	Interest Rate Options	Number of Contracts Traded		
	Currency Options	Number of Contracts Traded		
	Commodity Options	Number of Contracts Traded		
Other Products	Products	Questions	2022	2023
		Value of Trading		
		Value of Trading		
		Value of Trading		
Sharia-compliant Securities	Products	Questions	2022	2023
	Sukuk	Number of Instruments		
		Value of Instruments		
		Value of Trading		
	Sharia-compliant Shares	Number of Companies		
	Sharia-compliant Funds	Number of Instruments		
		Number of Instruments Listed		

General Information	Topics	Questions	Answers		
	Member Exchange	Name of the Exchange	Tehran Stock Exchange		
		Acronym of the Exchange		TSE	
		Exchange Website Address		www.tse.ir	
		Exchange E-mail Address		int@tse.ir	
	Indicators and Operations		2022	2023	
		Value of Benchmark Index	1,564,366	2,176,103	
		Number of Trading Days	239	239	
		Local Currency / USD Rate	42,000.0000	42,000.0000	
	Equities	Products	Questions	2022	2023
	Shares	Number of Companies	377	387	
Market Capitalization		USD 1,326,719,690,619	USD 1,811,127,024,693		
Number of New Companies		2	12		
Investment Flows		USD 1,180,272,340	USD 10,822,380,952		
Value of Trading		USD 157,600,609,119	USD 301,180,013,398		
Securitized Derivatives		Number of Instruments			
	Value of Trading				
ETFs	Number of Instruments				
	Value of Trading	USD 86,904,902,780	USD 172,615,714,779		
Investment Funds	Number of Instruments				
	Value of Trading				
Debt Securities	Products	Questions	2022	2023	
	Domestic Public Instruments	Number of Instruments	56	60	
		Value of Instruments	USD 7,193,182,577	USD 5,039,545,476	
		Value of Trading	USD 8,381,890,837	USD 5,109,585,906	
	Domestic Private Instruments	Number of Instruments			
		Value of Instruments			
		Value of Trading			
	Foreign Instruments	Number of Instruments			
		Value of Instruments			
		Value of Trading			
REPO	Value of Trading				
Derivatives	Products	Questions	2022	2023	
	Stock Futures	Number of Contracts Traded		26,847	
	Stock Index Futures	Number of Contracts Traded			
	ETF Futures	Number of Contracts Traded		17,133	
	Interest Rate Futures	Number of Contracts Traded			
	Currency Futures	Number of Contracts Traded			
	Commodity Futures	Number of Contracts Traded			
	Stock Options	Number of Contracts Traded	212,591,587	1,284,428,885	
	Stock Index Options	Number of Contracts Traded			
	ETF Options	Number of Contracts Traded		7,831,186	
	Interest Rate Options	Number of Contracts Traded			
	Currency Options	Number of Contracts Traded			
	Commodity Options	Number of Contracts Traded			
	Other Products	Products	Questions	2022	2023
	Embedded Put Options	Value of Trading	USD 54,337,944	USD 227,532,584	
		Value of Trading			
		Value of Trading			
Sharia-compliant Securities	Products	Questions	2022	2023	
	Sukuk	Number of Instruments	61	103	
		Value of Instruments	USD 10,444,170,870	USD 15,460,962,857	
		Value of Trading	USD 12,474,195,311	USD 23,351,834,338	
	Sharia-compliant Shares	Number of Companies	377	387	
	Sharia-compliant Funds	Number of Instruments	56	60	
		Number of Instruments Listed			

## Notes for the Individual Responses

The notes that responding Members have added when answering the survey are listed below for reference:

- **AIX (1):** AIX Qazaq Index
- **AIX (2):** Alhamd Shariah Advisory Services Private Limited (ASAS)
- **ASE (1):** The value includes Regular Market and OTC Market
- **CSE(B) (1):** The reporting year in the country runs from July 1 to June 30, so values are as of each June's end.
- **DSE (1):** The reporting year in the country runs from July 1 to June 30, so values are as of each June's end.
- **EGX (1):** This figure represents IPO proceeds and total capital increases (cash & non-cash)
- **EGX (2):** The data is for listed mutual funds
- **IDX (1):** Government only
- **IDX (2):** The value includes state-owned corporation

