

ORGANISATION OF ISLAMIC COOPERATION EXCHANGES FORUM (OICEF)

STATISTICS REPORT

2018





Published in 2019

All rights reserved. This material is issued by Borsa İstanbul as the Secretariat of the OIC Exchanges Forum for information purposes only. Although the Forum Secretariat uses its best endeavors to verify the material presented, it does not undertake that all information is accurate or complete, nor should it be relied upon as such.

TABLE OF CONTENTS

FOREWORD BY BORSA İSTANBUL CHAIRPERSON	3
ABOUT THE ORGANISATION, THE COMMITTEE AND THE FORUM	4
ABOUT THE SURVEY AND THE REPORT	5
PARTICIPATING EXCHANGES AND CSDs	6
MARKET HIGHLIGHTS	7
EQUITIES	8
Number of Listed Companies	8
Number of New Companies	9
Funds Raised from Public Offerings	9
Market Capitalization	10
Value of Trading	11
Securitized Derivatives	12
Exchange Traded Funds (ETFs)	12
Investment Funds	12
DEBT INSTRUMENTS	13
Domestic Public Instruments	14
Domestic Private Instruments	14
Foreign Instruments	14
REPO Market	14
DERIVATIVES	15
Stock Futures	15
Stock Index Futures	15
ETF Futures	15
Interest Rate Futures	15
Currency Futures	15
Commodity Futures	15
Stock Options	16
Stock Index Options	16
Interest Rate Options	16
Currency Options	16
Commodity Options	16
OTHER PRODUCTS	16
SHARIA-COMPLIANT SECURITIES	16
CENTRAL SECURITIES DEPOSITORIES	17
Issuers	17
Accounts	17
Value of Holdings	18
ANNEX I: List of OIC Exchanges and CSDs	19
ANNEX II: Individual Responses	21

FOREWORD BY BORSA İSTANBUL CHAIRPERSON

Dear Members,

Islamic Financial Services Industry has started to grow and play an important role in economies globally. According to IFSB's (Islamic Financial Services Board) Islamic Financial Services Industry Stability Report 2019, the total worth of the industry reached \$2.19 trillion in 2018 through significant improvement across three sectors including Islamic Capital Markets, Islamic Banking and Takāful (Islamic Insurance).

As part of this fast growing industry, the OIC Exchanges Forum provides a robust platform for developing result-oriented projects and cultivating long-term relationships among Member States' capital markets institutions. OIC Exchanges Forum encourages and enables Members Institutions to work more closely together and to develop mutually beneficial strategies to concentrate on opportunities brought by Islamic Finance.

It is with pleasure that OIC Exchanges Forum Secretariat presents OIC Exchanges Forum Statistics Report (2018), which aims at serving as a valuable source of consolidated information on OIC capital markets. Member Exchanges as well as clearing and settlement institutions provided valuable feedback and data during the preparation of the report.

Report includes key statistics on Islamic capital markets as well as an aggregation and analysis of this information in comparison with global markets. You will find data on 21 Member Stock Exchanges providing meaningful representation for OIC Stock Exchanges. The report contains information on Equity, Debt Securities and Derivatives Markets, Sharia-Compliant Securities as well as other relevant information in individual fact sheets of respondents.

Despite negative conjuncture in markets, OIC Stock Exchanges total traded value for equities increased 3% compared to 2017 and reached \$1.05 trillion in 2018. Additionally, 260 public offerings raised \$8.8 billion in 2018.

We would like to thank to all members who have contributed to the preparation of this report and we wish that the information presented in the report would be useful for our members and all readers.

Eriřah ARICAN
President of the
OIC Exchange Forum

ABOUT THE ORGANISATION, THE COMMITTEE AND THE FORUM

The Organisation of Islamic Cooperation¹

The Organisation of Islamic Cooperation (OIC) is an inter-governmental organization with 57 Member States over four continents. The Organization, as collective voice of the Muslim world, endeavors to safeguard and protect its interests in the spirit of promoting international peace and harmony.

The Organization was established upon a decision of the historical summit, which took place in Rabat, on 25 September 1969 following the criminal arson of Al-Aqsa Mosque in occupied Jerusalem.

Over the last 40 years, the membership has grown from its founding Members of 30 to 57 States. The present Charter of the OIC was adopted by the 11th Summit held in Dakar on 13-14 March 2008 to become the pillar of the OIC future Islamic action in line with the requirements of the 21st century. Dr. Yousef Ahmed Al-Othaimeen is the 11th Secretary General who assumed the office in November 2016.

Standing Committee for Economic and Commercial Cooperation of the Organisation of Islamic Cooperation²

As one of the four Standing Committees of the OIC, The Standing Committee for Economic and Commercial Cooperation of the Organization of the Islamic Cooperation (COMCEC) was established by the Third Islamic Summit Conference in 1981. Chaired by the President of the Republic of Turkey, it is the main multilateral economic and commercial cooperation platform that of the Islamic world, which convenes annually at ministerial level in Istanbul.

Some of its objectives are to address the economic challenges of the Islamic Ummah, to contribute to the development efforts of the Member States, to draw up programs and submit proposals designed to increase the welfare of the Member States, and to ensure the overall coordination of the activities of the OIC relating to economic and commercial cooperation among the Member States.

The Organisation of Islamic Cooperation Exchanges Forum³

Initiated consequently to the 20th Session of COMCEC, The Organization of Islamic Cooperation Exchanges Forum ("Forum") was launched as a framework of cooperation, which also explores ways to improve global trading and liquidity of Islamic Finance instruments.

Establishment of the Forum is a significant step towards strengthening cooperation among the OIC Exchanges. It aims to provide a dedicated platform and communication channel for the representatives of the relevant OIC organizations and institutions to discuss international cooperation activities and offer participants the opportunity to share their experiences.

All exchanges and CSDs of OIC Member States are considered Members of the OIC Exchanges Forum, which currently corresponds to 44 national and 2 regional stock exchanges, 13 commodity exchanges, and 22 central securities depositories (CSDs) in 48 out of 57 OIC Member States.

¹ <http://www.oic-oci.org/>

² <http://www.comcec.org/>

³ <http://www.oicexchanges.org/>

ABOUT THE SURVEY AND THE REPORT

The statistical report presents individual and aggregate capital markets data, which is primarily provided by the Members who participate in the annual survey. In order to extend the coverage of the report, additional public data provided on the Members' official websites or WFE⁴ have been collected for the Members who have not participated in the survey.

There are two different surveys for exchanges and CSDs—both of which start with general questions about the Members. The survey for the exchanges includes key figures about the capital market products available for trading at the Member Exchange categorized in asset classes. The survey for the CSDs includes questions about the issuers, the investors, the accounts, and the ownership statistics for equities products only.

The section on Sharia-compliant securities captures the organized Islamic capital markets data—which is not easily accessible.

The format of the survey has been standardized where the terms and definitions used in the survey have been adopted from the definitions of the international exchange federations. The Members are provided with this glossary of terms⁵ along with the survey file for their reference in order to avoid misinterpretations.

The patterns, trends, and other results presented in this report are based on the datasets of 21 stock exchanges, 6 CSDs, and 5 depository departments of exchanges—which are referred as "OIC Stock Exchanges" and "OIC CSDs" collectively. The Members are sorted and referred by their acronyms⁶ throughout the report.

⁴ World Federation of Exchanges, Statistics

⁵ The glossary is published at <http://www.oicexchanges.org/reports/statistics-reports>

⁶ Unofficial acronyms are generated to represent Members without an official acronym

PARTICIPATING EXCHANGES AND CSDs⁷

Stock Exchanges⁸

Member State	Name	Acronym	Source
United Arab Emirates	Abu Dhabi Securities Exchange	ADX***	Survey
Jordan	Amman Stock Exchange	ASE	Survey
Turkey	Borsa İstanbul	BIST*	Survey
Malaysia	Bursa Malaysia	BM*, **	Survey
Azerbaijan	Baku Stock Exchange	BSE	Survey
Mozambique	Bolsa de Valores de Moçambique	BVM**	Survey
Bangladesh	Chittagong Stock Exchange	CSE(B)	Survey
Morocco	Casablanca Stock Exchange	CSE(M)	Survey
United Arab Emirates	Dubai Financial Market	DFM**	WFE
Bangladesh	Dhaka Stock Exchange	DSE	Survey
Egypt	The Egyptian Exchange	EGX	Survey
Indonesia	Indonesia Stock Exchange	IDX	Survey
Iran	Iran Fara Bourse	IFB	Survey
Iraq	Iraq Stock Exchange	ISX**	Survey
Kazakhstan	Kazakhstan Stock Exchange	KASE	Survey
Maldives	Maldives Stock Exchange	MSE	Survey
Palestine	Palestine Exchange	PEX**	Survey
Qatar	Qatar Stock Exchange	QSE	Survey
Algeria	Algiers Stock Exchange	SGBV	Survey
Saudi Arabia	Saudi Stock Exchange	Tadawul***	WFE
Iran	Tehran Stock Exchange	TSE	Survey

Central Securities Depositories

Member State	Name	Acronym	Source
Pakistan	Central Depository Company of Pakistan	CDC	Survey
Indonesia	Indonesia Central Securities Depository	KSEI	Survey
Turkey	Central Registry Agency	MKK	Survey
Maldives	Maldives Securities Depository	MSD	Survey
Jordan	Securities Depository Center	SDC	Survey
Tunisia	Tunisie Clearing	TC*	Survey

⁷ Certain data categories for various institutions could not be obtained from the sources and were excluded from the relative statistics calculations in the report.

⁸ ALSE, which has participated in the survey, has been excluded from the relative statistics due to the lack of sufficient historic data. Nonetheless, the survey answers has been included in the Annex section.

* Unofficial acronyms that are generated to represent Members without an official acronym

** Exchanges that operate CSD functions and participated in the CSD Survey

*** Exchanges that operate CSD functions but have not participated in the CSD Survey

MARKET HIGHLIGHTS

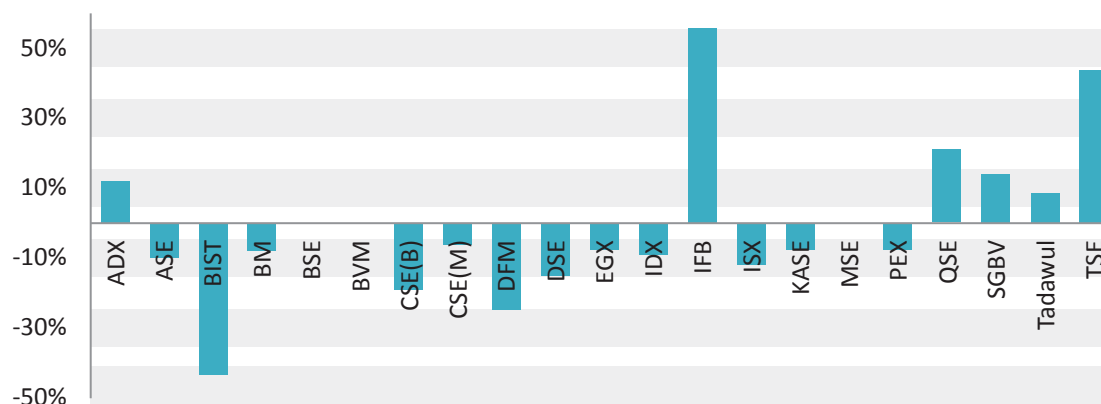
The economic growth rates of the emerging and OIC economies have been higher than the developed states on average with 4.4% and 3.9% compared to 1.8% respectively. In contrast to the stable trend in 2017; due mainly to rising interest rates, tightening monetary policies and trade war tensions, the volatility has picked up in global stock markets in 2018. High volatility helped trading activities increase while overall primary market activity decreased, with a dramatic decline in IPO listings and investment flows.

Represented by WFE Members, the global capital markets have slowed down in terms of market capitalization. The level decreased 12.5% in 2018 compared with the end of 2017, to reach \$76.7 trillion compared with \$87.7 trillion at the end of 2017. Regionally, while the Asia-Pacific (down nearly 17.2% by the end of 2018) and the EMEA (down nearly 16.4% by the end of 2018) led this fall sharply, the Americas' market capitalization fell moderately down at nearly 6.3% at the end of 2018. The top three WFE Members with the largest market capitalizations⁹ constituted 46.6% of the market capitalization of the WFE Members and the top 10 constituted 74.8%. Number of new listings in 2018 registered a 16.8% decrease significantly, moreover capital raised in 2018 declined by nearly 27.9% compared to 2017 (\$452.2 billion in 2018 compared to \$627.2 billion in 2017). Global Islamic financial assets are estimated to have risen 6.9% to \$2.19 trillion in 2018¹⁰.

While the traded values of WFE Members for equities have increased by 18.7% to \$140 trillion¹¹, OIC Stock Exchanges' traded value was \$1.05 trillion in 2018 with a 3% annual increase from 2017. OIC Stock Exchanges had 0.9% of the WFE Members' trading value for domestic public debt securities, 0.5% of the domestic corporate bonds, and 13.8% of the foreign debt instruments.

The OIC Stock Exchanges have performed with a 1% annual increase in 2018 based on the benchmark indices converted to USD and weighted by the market capitalization. The rate of change was -8.9% for the MSCI Emerging Markets Index, -2.5% for the MSCI World Index, and -3.3% for the MSCI ACWI¹² Investable Market Index. 6 out of 21 OIC benchmark indices in USD had positive returns in 2018.

Value of Benchmark Index (\$), Change from 2017 to 2018



⁹ NYSE, NASDAQ and JPX

¹⁰ IFSB Islamic Financial Services Industry Stability Report 2019, data for sukūk outstanding and Islamic funds are for full-year 2018; for Islamic banking are as at June 2018 (1H18); and for takāful are as at end-2017

¹¹ Including Electronic Order Book (EOB) transactions, negotiated deals and reported trades

¹² All Country World Index

EQUITIES

OIC Stock Exchanges have represented \$2.45 trillion of the world equities markets in 2018 with a 1% annual decrease in the market capitalization and a 3% annual increase in the value of trading for all equities products from 2017, compared to the WFE Members’ values of -12.5% and 18.7% respectively.

The below matrix plots the range of equities products that were offered by OIC Stock Exchanges:

	ADX	ASE	BIST	BM	BSE	BVM	CSE (B)	CSE (M)	DFM	DSE	EGX	IDX	IFB	ISX	KASE	MSE	PEX	QSE	SGBV	Tadawul	TSE
Shares	●	●	●	●	●	●	●	●	●	●	●	●	●	●	●	●	●	●	●	●	●
Securitized Derivatives			●	●								●	●								
ETFs			●	●							●	●	●		●			●		●	●
Investment Funds	●		●	●			●			●	●		●		●						●

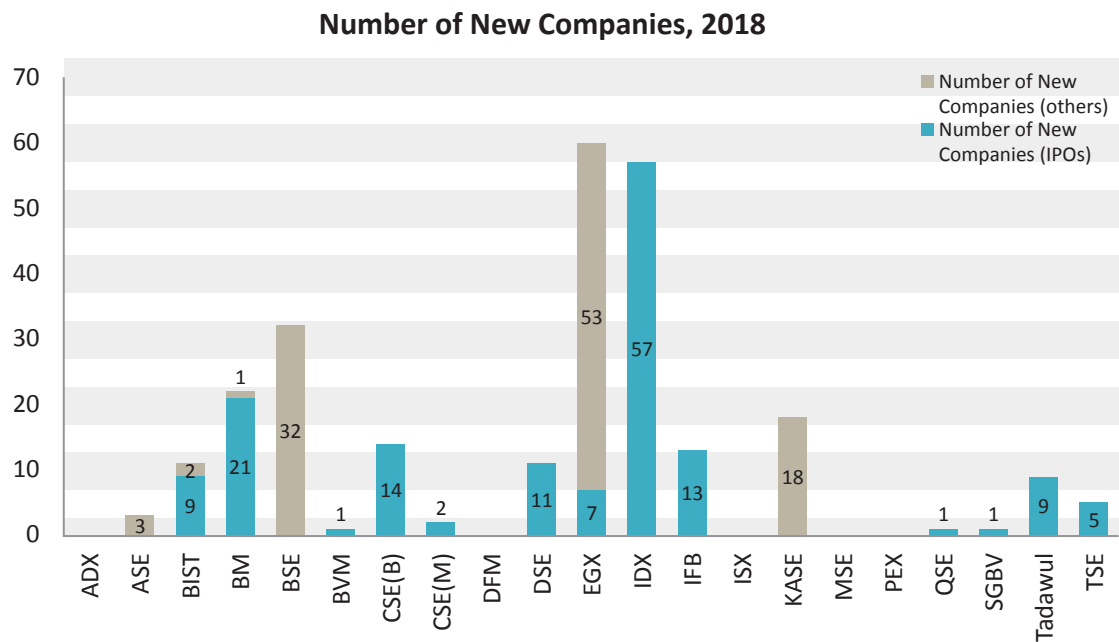
Number of Listed Companies

There were 4,954 domestic and 31 foreign companies listed at the OIC Stock Exchanges. The shares of Bursa Malaysia (18%), Baku Stock Exchange (%18), and Indonesia Stock Exchange (12%) made up half of the number of companies. Below chart displays the total number of companies that were listed at OIC Stock Exchanges:



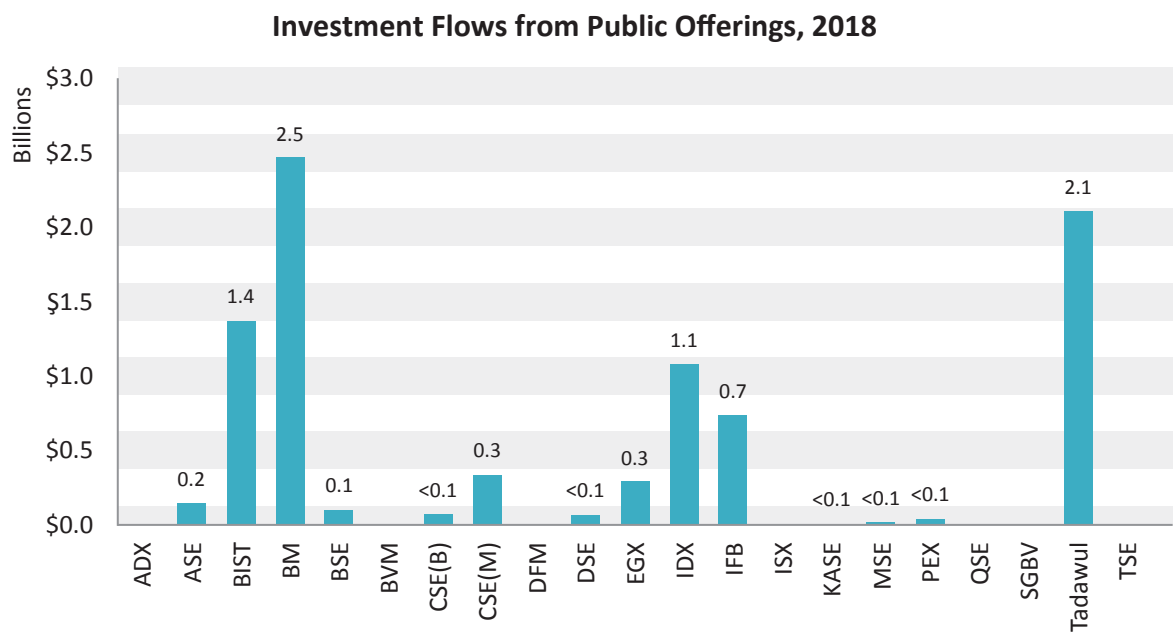
Number of New Companies

There have been 150 IPOs and 110 other offerings¹³ in 2018. Below chart displays the number of new companies that were listed through IPOs and other corporate actions:



Funds Raised from Public Offerings

Funds raised from public offerings were \$8.8 billion, which was a 6% annual decrease from 2017. Total capital raised by issuers at the WFE Members declined to \$452.2 billion in 2018, which was a 27.9% decrease compared to 2017.

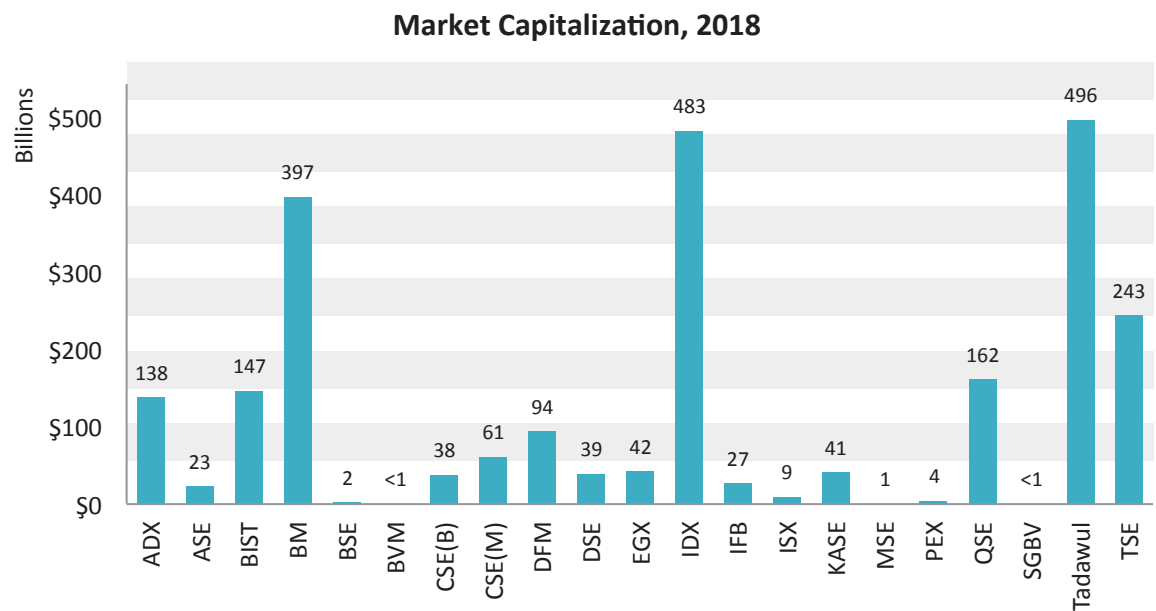


¹³ The number of companies whose shares were admitted to listing during the period through a procedure different from an IPO (e.g. splits, mergers, or having already floated shares)

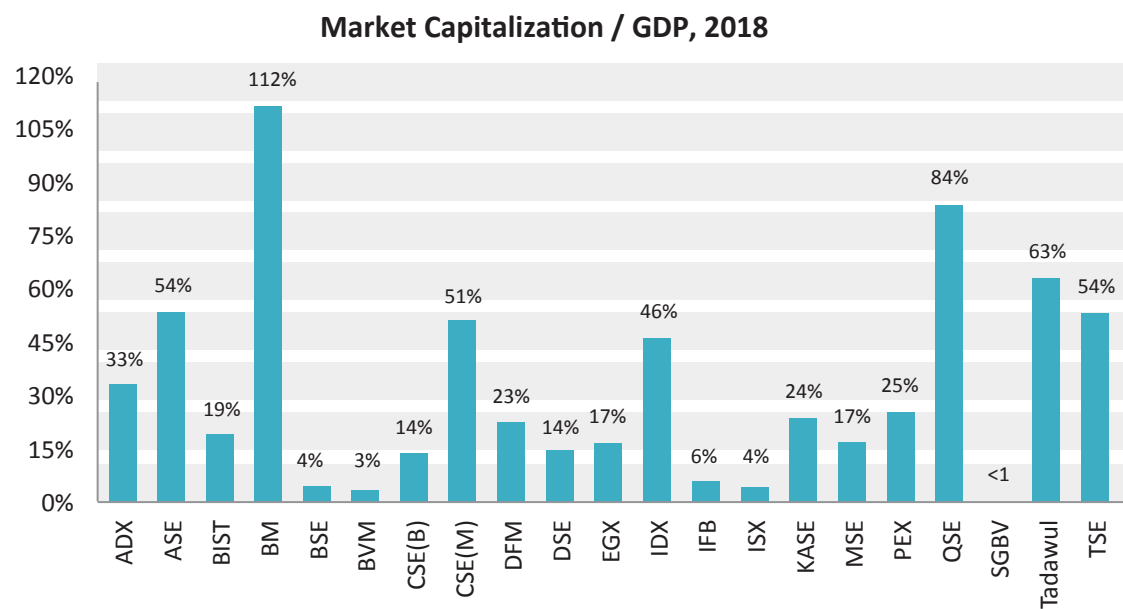
Market Capitalization

OIC Stock Exchanges’ market capitalization was \$2.45 trillion in 2018 with a 1% annual decrease from 2017; which is 3.2% of WFE Members’ market capitalization.

The ratios for the top three and top 10 exchanges¹⁴ among OIC Stock Exchanges were 56% and 92% respectively—indicating a higher concentration for the top exchanges. The top three WFE Members with the largest market capitalizations¹⁵ constituted 46.6% of the market capitalization of the WFE Members and the top 10 constituted 74.8%.



The ratio of the total market capitalizations of the OIC Stock Exchanges to the total GDP values of the relative Member States was 37.7% for the end of 2018.



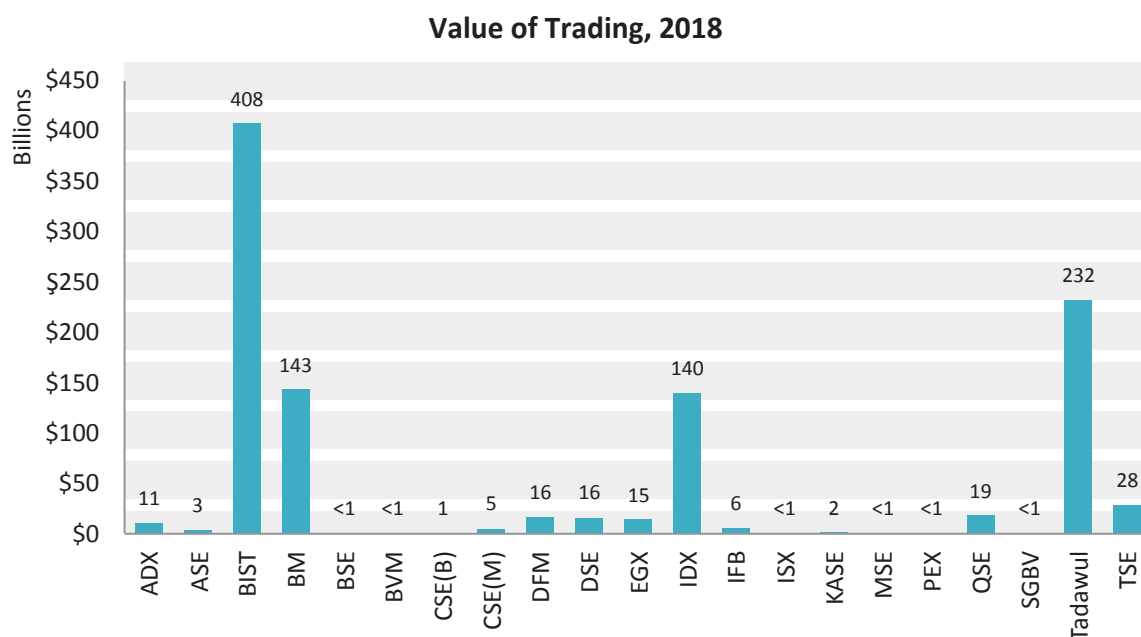
Source for GDP data: The World Bank

¹⁴ ADX, BIST, BM, CSE(M), DFM, EGX, IDX, QSE, Tadawul, and TSE

¹⁵ NYSE, NASDAQ and JPX

Value of Trading

OIC Stock Exchanges have accounted for \$1.05 trillion of traded value for equities in 2018, which was only 0.7% of the WFE Members' value. The traded value at the OIC Stock Exchanges in 2018 was a 3% annual increase from 2017. Four exchanges accounted for 88% of trading value: Borsa Istanbul (39%), Saudi Stock Exchange (22%), Bursa Malaysia (%14) and Indonesia Stock Exchange (%13).



Below table details the market capitalization and value of trading for the OIC Stock Exchanges:

Acronym	Market Capitalization			Value of Trading		
	2017 (\$)	2018 (\$)	Change	2017 (\$)	2018 (\$)	Change
ADX	125,323,440,211	137,598,737,263	10%	13,092,663,692	10,778,519,416	-18%
ASE	23,924,613,261	22,740,048,217	-5%	4,127,268,815	3,271,263,726	-21%
BIST	225,449,000,000	146,681,000,000	-35%	373,188,270,000	407,504,620,000	9%
BM	452,909,779,655	397,216,274,844	-12%	148,235,292,231	143,475,500,115	-3%
BSE	1,902,207,690	2,090,433,667	10%	377,478,324	126,329,142	-67%
BVM	473,785,270	463,254,914	-2%	5,163,560	3,740,288	-28%
CSE(B)	42,671,234,367	37,630,259,350	-12%	1,790,864,821	1,029,285,365	-43%
CSE(M)	67,025,852,196	60,741,707,095	-9%	6,803,327,642	4,799,871,429	-29%
DFM	107,574,710,000	93,760,020,000	-13%	31,531,130,000	16,287,400,000	-48%
DSE	43,980,119,748	39,171,730,187	-11%	25,807,142,757	15,768,229,228	-39%
EGX	46,472,920,322	42,009,271,322	-10%	14,488,092,661	14,507,736,126	0%
IDX	520,548,346,619	482,980,110,672	-7%	133,568,953,917	140,289,254,895	5%
IFB	17,416,170,674	26,912,215,235	55%	3,257,451,478	5,812,440,698	78%
ISX	8,934,000,000	9,459,000,000	6%	750,000,000	389,000,000	-48%
KASE	51,570,751,697	40,709,224,805	-21%	828,922,018	1,534,476,380	85%
MSE	910,179,377	893,814,688	-2%	283,106	393,313	39%
PEX	3,891,495,531	3,734,921,019	-4%	469,070,221	353,476,019	-25%
QSE	129,677,129,304	161,734,969,115	25%	18,075,848,163	18,819,043,868	4%
SGBV	365,784,304	371,703,309	2%	2,629,960	1,743,886	-34%
Tadawul	451,378,840,000	496,353,180,000	10%	223,595,620,000	232,348,110,000	4%
TSE	151,016,021,120	243,360,963,087	61%	13,184,990,148	28,330,887,092	115%
Total	2,473,416,381,346	2,446,612,838,789	-1%	1,013,180,463,513	1,045,431,320,985	3%

Securitized Derivatives¹⁶

The value of securitized derivatives traded at the OIC Stock Exchanges was \$9.9 billion in 2018 with a 124% annual increase, and the number of products was 2,377 with a 1% annual decrease. Only Borsa İstanbul, Bursa Malaysia, Indonesia Stock Exchange and Iran Fara Bourse have securitized derivatives with 1,547, 618, 177 and 35 products and trading value of \$3.4 billion, \$6.2 billion, \$191.3 thousand, and \$289.3 million respectively.

Exchange Traded Funds (ETFs)

9 OIC Stock Exchanges¹⁷ have 81 ETF products, which was a 27% annual increase from 2017. The value of trading was \$3.4 billion in 2018 with a 103% annual increase. The share of ETFs with respect to the WFE Members has been 0.7% in terms of the number of products and only 0.01% in terms of the trading value. 72% of the value traded was executed at Iran Fara Bourse (36%) and Tehran Stock Exchange (36%) with 31 products in total.

Investment Funds

Another set of 9 OIC Stock Exchanges¹⁸ have 234 investment funds available for trading with \$19.8 billion of trading value in 2018—a 8% annual decrease in the number of funds and a 38% annual decrease in the value of trading compared to 2017. 71% of the value traded was executed at Borsa İstanbul with 48 products in total. Overall, the global share of the OIC Stock Exchanges represented 1.0% of the number of investment funds available for trading and 4.0% of the value of trading in 2018.

¹⁶ A tradable financial instrument incorporating non-standard features (e.g. covered warrants, certificates)

¹⁷ BIST, BM, EGX, IDX, IFB, KASE, QSE, Tadawul, and TSE

¹⁸ ADX, BIST, BM, CSE(B), DSE, EGX, IFB, KASE, and TSE

DEBT INSTRUMENTS

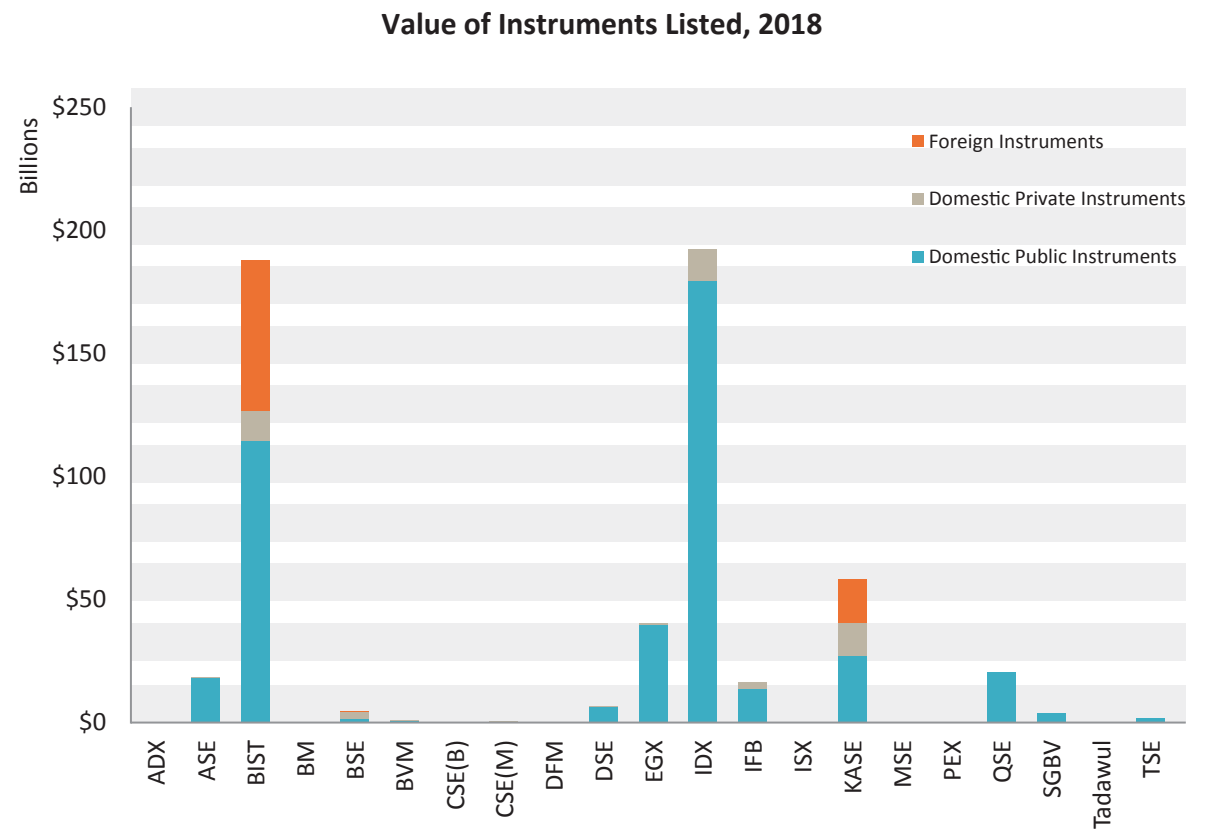
Based on the available data, the outstanding value of debt instruments listed at the OIC Stock Exchanges was 552.0 billion with a 10% annual increase in 2018. The value of trading for the 2,531 instruments listed by 470 issuers was 155.0 billion—which was a 13% annual decrease from 2017. There have been 1,684 new products, with 115.6 billion of raised funds.

Indonesia Stock Exchange and Borsa İstanbul are leading the OIC debt securities markets with 35% and 34% of the value of instruments listed, 17% and 50% of the raised funds from debt securities respectively; Borsa İstanbul constitutes 75% of the value of trades—excluding REPO trades.

The below matrix plots the range of debt instruments available for trading at the OIC Stock Exchanges:

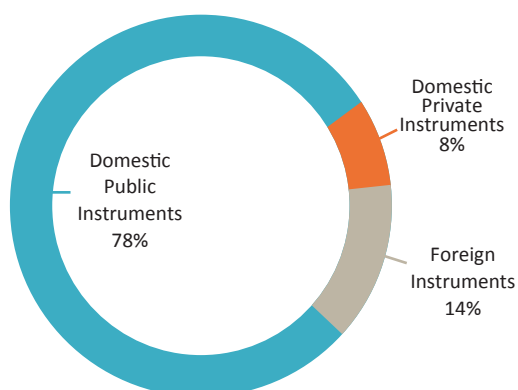
	ADX	ASE	BIST	BM	BSE	BVM	CSE (B)	CSE (M)	DFM	DSE	EGX	IDX	IFB	ISX	KASE	MSE	PEX	QSE	SGBV	Tadawul	TSE
Domestic Public		●	●		●	●		●		●	●	●	●		●	●		●	●	●	●
Domestic Private	●	●	●	●	●	●	●	●		●	●	●	●		●				●	●	
Foreign			●		●										●						
REPO			●		●										●						

Outstanding values of the instruments are displayed below:

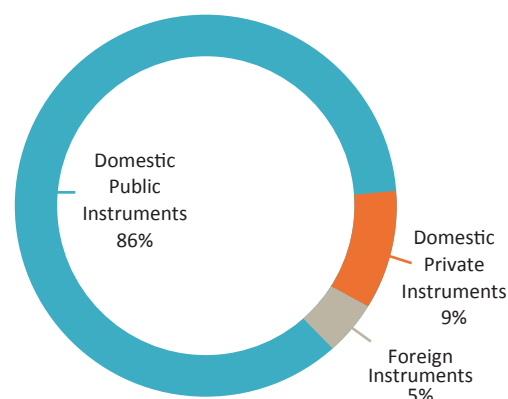


Domestic public instruments are leading the markets; foreign bonds are relatively illiquid.

Value of Instruments Listed, 2018



Value of Trades, 2018



Domestic Public Instruments

The value of 1,344 domestic public debt instruments issued by 117 issuers was \$428.0 billion at the end of 2018, which was a 12% annual increase from 2017. 281 of these instruments were newly listed and amounted for \$65.6 billion of investment flows. The value of trading was \$133.1 billion with a 17% annual decrease.

Domestic Private Instruments

The value of 1,109 domestic private debt instruments issued by 334 issuers was \$45.1 billion at the end of 2018, which was a 3% annual decrease from 2017. 1,387 of these instruments were newly listed and amounted for \$42.1 billion of investment flows. The value of trading was \$14.8 billion with a 44% annual increase.

Foreign Instruments

Borsa İstanbul, Baku Stock Exchange and Kazakhstan Stock Exchange are the only OIC Stock Exchanges that have foreign debt instruments. The value of 78 foreign debt instruments issued by 19 issuers was \$78.9 billion at the end of 2018, which was a 6% annual increase from 2017. 16 of these instruments were newly listed and amounted for \$8.0 billion of investment flows. The value of trading was \$7.1 billion with no change from 2017.

REPO Market

Borsa İstanbul, Baku Stock Exchange and Kazakhstan Stock Exchange are the only OIC Stock Exchanges that have a REPO market available for investors, with a total of \$1.10 trillion of trading value in 2018, which was a 27% annual decrease from 2017.

DERIVATIVES

Borsa İstanbul, Bursa Malaysia, Kazakhstan Stock Exchange, and Tehran Stock Exchange had derivatives contracts available for trading. Three of the exchanges had a total of \$3.2 billion contracts traded in 2018, which was a 76% annual decrease from the number of contracts traded in 2017, while Kazakhstan Stock Exchange did not have any trading. None of the Members had ETF options contracts available for trading in 2018. The types of listed contracts at these exchanges are plotted below:

	ADX	ASE	BIST	BM	BSE	BVM	CSE (B)	CSE (M)	DFM	DSE	EGX	IDX	IFB	ISX	KASE	MSE	PEX	QSE	SGBV	Tadawul	TSE
Stock Futures			●	●											●						●
Stock Index Futures			●	●											●						
ETF Futures			●																		
Interest Rate Futures			●	●																	
Currency Futures			●												●						
Commodity Futures			●	●																	
Stock Options			●																		●
Stock Index Options			●	●																	
ETF Options																					
Interest Rate Options				●																	
Currency Options			●																		
Commodity Options				●																	

Stock Futures

Borsa İstanbul, Bursa Malaysia, Kazakhstan Stock Exchange, and Tehran Stock Exchange have stock futures available for trading. Borsa İstanbul and Tehran Stock Exchange had trading volume with 54.7 million contracts in 2018—which was about 3 times the number of contracts in 2017.

Stock Index Futures

Borsa İstanbul, Bursa Malaysia, and Kazakhstan Stock Exchange have stock index futures available for trading. The total number of contracts traded at Borsa İstanbul and Bursa Malaysia was 58.4 million in 2018 with a 26% annual increase from 2017, while Kazakhstan Stock Exchange did not have any trades.

ETF Futures

Only Borsa İstanbul has ETF futures available for trading with 4,364 contracts traded in 2018 with a 23% annual decrease.

Interest Rate Futures

Borsa İstanbul and Bursa Malaysia had interest rate futures contracts available with no trades in 2018.

Currency Futures

Borsa İstanbul and Kazakhstan Stock Exchange have currency futures available for trading. Borsa İstanbul had 99.5 million contracts traded with 43% annual increase while Kazakhstan Stock Exchange did not have any trades in 2018.

Commodity Futures

Borsa İstanbul and Bursa Malaysia have commodity futures available for trading with 22.2 million and 11.0 million contracts traded in 2018 respectively and 33.2 million contracts in total, which was a 73% annual increase from 2017.

Stock Options

Borsa İstanbul and Tehran Stock Exchange have stock options available for trading with 2.6 million and 2.9 billion contracts traded in 2018 respectively and 2.9 billion contracts in total, which was a 78% annual decrease from 2017.

Stock Index Options

Borsa İstanbul and Bursa Malaysia have stock index options available with 172,397 and 10,486 contracts traded in 2018 respectively; 182,883 in total which was a 38% annual decrease from 2017.

Interest Rate Options

Bursa Malaysia was the only OIC exchange that has interest rate options with no trading in 2018.

Currency Options

Borsa İstanbul was the only OIC exchange that has currency options available for trading with 5.3 million contracts traded in 2018 with a 41% annual decrease from 2017.

Commodity Options

Bursa Malaysia was the only OIC exchange that had commodity options available for trading with 66,066 contracts traded in 2018 with a 70% annual increase from 2017.

OTHER PRODUCTS

Borsa İstanbul has spot trading of commodities such as gold, silver, platinum, and palladium. The value of gold and silver trading at Borsa İstanbul was \$10.8 billion and \$194.5 million in 2018 with a 41.4% annual decrease and 8% annual decrease from 2017 respectively. Borsa İstanbul also has platinum and palladium products available for trading with a total trading value of \$1.6 million in 2018, 6 times the trading value in 2017.

Baku Stock Exchanges has CFD derivatives on currencies and CFD derivatives on commodities with \$4.4 billion and \$608.2 million trading value in 2018, 36% and 157.8% increase from 2017 respectively.

Iran Fara Bourse has listed (1) unlisted (admitted to trading) equity and outright offering transactions (M&A), (2) intellectual property transactions, and (3) Equity and ETF underwriting products. Their values of trading were \$3.1 billion, \$611.9 thousand, and \$2.9 million in 2018 respectively.

SHARIA-COMPLIANT SECURITIES

In terms of Sharia-compliant securities¹⁹ available for trading, based on the responses from 9 OIC Stock Exchanges, there are 326 sukuk products (45% increase from 2017) listed by 188 issuers (11% increase) with the outstanding value of \$60.4 billion (28% increase) and trading value of \$19.8 billion (67% increase) in 2018. The number of Sharia-compliant shares are 1,405 in 2018 with a 1% annual increase from 2017. There are also 29 ETFs, 10 REITs and 35 other products²⁰ that are Sharia-compliant.

¹⁹ Capital markets instruments that are approved by a Sharia board established within a private/public institution, an exchange, or an international organization.

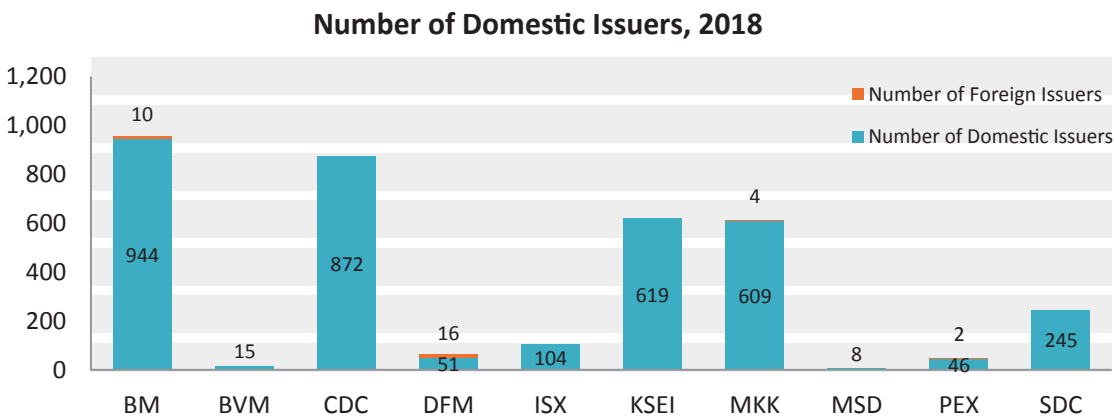
²⁰ Mortgage Rights listed at Iran Fara Bourse

CENTRAL SECURITIES DEPOSITORIES

As part of the survey, 6 CSDs and 5 depository departments of exchanges have answered questions regarding the issuers, investor accounts, and the distribution of the capital markets assets.

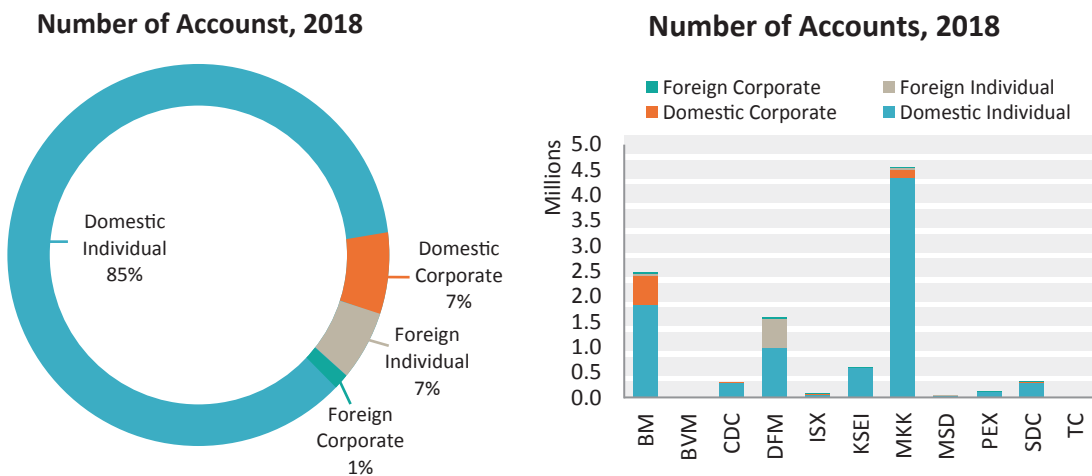
Issuers

As of the end of 2018, there were a total of 3,595 domestic issuers with a 3% annual increase and 32 foreign issuers with 7% annual increase from 2017.




Accounts

There were 9,970,386 investor accounts at the end of 2018, a 1% annual increase from 2017. The total ratios of the types of accounts and the number of accounts by Members are displayed below:



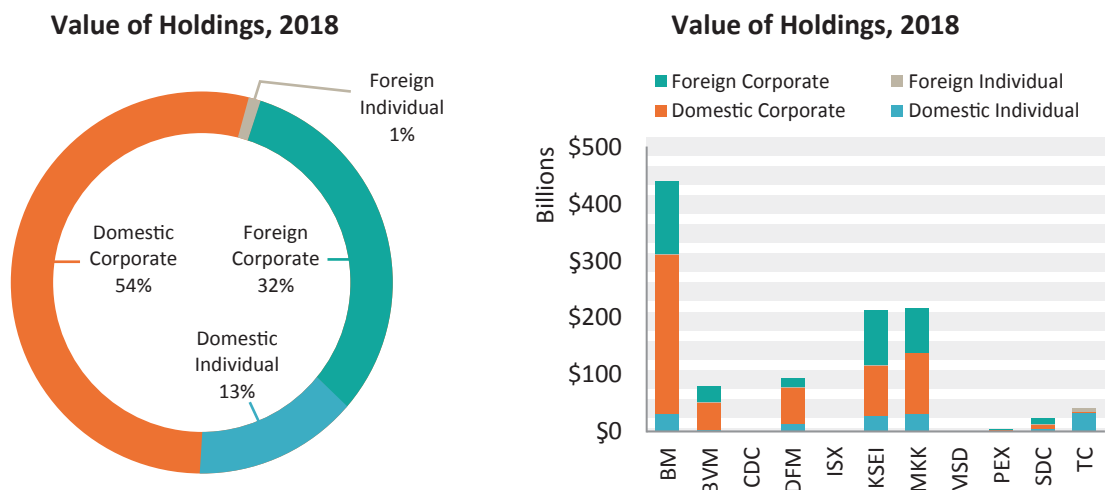
The ratios of the domestic individual accounts to the Member State populations are displayed below:



Source for population data: The World Bank

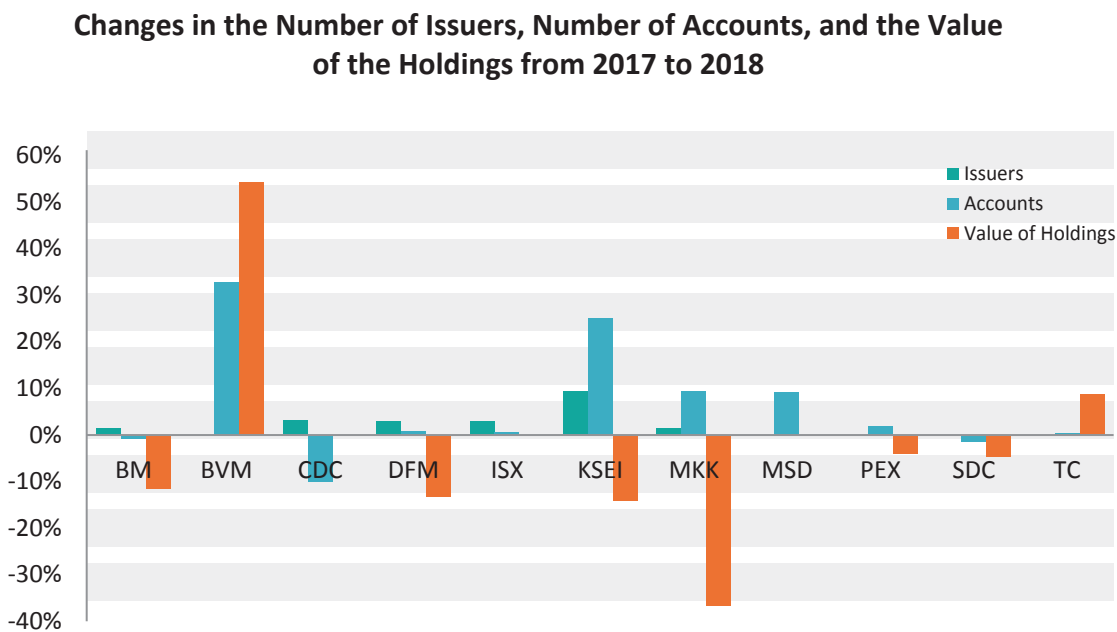
Value of Holdings

The value of holdings at the end of 2018 was \$1.11 trillion, which was a 14% annual decrease compared to the 2017 value²¹. 13% of this value was owned by domestic individuals, 54% by domestic corporates, 1% by foreign individuals, and 32% by foreign corporates.



Except Bursa Malaysia, Securities Depository Center of Jordan, and Central Depository Company of Pakistan, all CSDs had more number of accounts in 2018 compared to 2017. The number of accounts has increased by 33% in Mozambique. Total number of issuers has increased in all CSDs except for Securities Depository Center of Jordan (2% decrease). On the other hand, value of total holdings showed some drastic rises and drops ranging between 54% increase (BVM) and 37% decrease (MKK), mainly due to the strengthening US dollar against most currencies.

The changes in the number of issuers, the number of accounts, and the value of the holdings from 2017 to 2018 are shown in the below chart:



²¹ The value of holdings data for CDC, ISX, and MSD could not be obtained.

ANNEX I: List of OIC Exchanges and CSDs²²

Stock Exchanges

Member State	Name	Acronym
Albania	Albanian Securities Exchange	ALSE
Algeria	Algiers Stock Exchange	SGBV
Azerbaijan	Baku Stock Exchange	BSE(A)
Bahrain	Bahrain Stock Exchange	BHB
Bangladesh	Chittagong Stock Exchange	CSE(B)
Bangladesh	Dhaka Stock Exchange Limited	DSE
Cameroon	Douala Stock Exchange	DSX
Egypt	The Egyptian Exchange	EGX
Guyana	The Guyana Assn. of Securities Cos & Intermediaries	GASCI
Indonesia	Indonesia Stock Exchange	IDX
Iran	Iran Fara Bourse	IFB
Iran	Tehran Stock Exchange	TSE
Iraq	Iraq Stock Exchange	ISX
Jordan	Amman Stock Exchange	ASE(J)
Kazakhstan	Astana International Exchange	AIX
Kazakhstan	Kazakhstan Stock Exchange	KASE
Kuwait	Boursa Kuwait	KWSE
Kyrgyzstan	Kyrgyz Stock Exchange	KSE(K)
Lebanon	Beirut Stock Exchange	BSE(L)
Libya	Libyan Stock Market	LSM
Malaysia	Bursa Malaysia	BM*
Maldives	Maldives Stock Exchange	MSE
Morocco	Casablanca Stock Exchange	CSE(M)
Mozambique	Bolsa de Valores de Moçambique	BVM
Nigeria	Nigerian Stock Exchange	NSE
Oman	Muscat Securities Market	MSM
Pakistan	Pakistan Stock Exchange	PSE
Palestine	Palestine Securities Exchange	PEX
Qatar	Qatar Stock Exchange	QSE
Saudi Arabia	Saudi Stock Exchange	Tadawul
Sierra Leone	Sierra Leone Stock Exchange	SLSE
Somalia	Somali Stock Exchange	SSE(SOM)
Sudan	Khartoum Stock Exchange	KSE(S)
Suriname	Suriname Stock Exchange	SSE(SUR)
Syria	Damascus Securities Exchange	DSE(S)
Tajikistan	Central Asian Stock Exchange	CASE
Tunisia	Bourse des Valeurs Mobilières de Tunis	BVMT
Turkey	Borsa İstanbul	BIST*
Turkmenistan	Ashgabat Stock Exchange	ASE(T)
Uganda	Uganda Stock Exchange	USE
United Arab Emirates	Abu Dhabi Securities Exchange	ADX
United Arab Emirates	Dubai Financial Market	DFM
United Arab Emirates	Nasdaq Dubai	ND*
Uzbekistan	Toshkent Republican Stock Exchange	UZSE

²² Afghanistan, Brunei Darussalam, Comoros, Djibouti, Guinea, Gambia, Mauritania, Chad, and Yemen do not have any active exchanges or CSDs.

* Unofficial acronyms that are generated to represent Members without an official acronym

Commodities Exchanges

Member State	Name	Acronym
Indonesia	Indonesia Commodity & Derivatives Exchange	ICDX
Indonesia	Jakarta Futures Exchange	BBJ
Iran	Iran Energy Exchange	IRENEX
Iran	Iran Mercantile Exchange	IME
Kazakhstan	Eurasian Trading System Commodity Exchange	ETS
Nigeria	Abuja Securities and Commodity Exchange	ASCE
Pakistan	Pakistan Mercantile Exchange	PMEX
Turkey	Turkish Mercantile Exchange	TURIB
Turkmenistan	The State Commodity And Raw Materials Exchange	SCRMET
Uganda	Uganda Commodity Exchange	UCE
United Arab Emirates	Dubai Gold and Commodities Exchange	DGCE
United Arab Emirates	Dubai Mercantile Exchange	DME
Uzbekistan	Uzbek Commodity Exchange	UZEX

Regional Exchanges

Member State	Name	Acronym
Benin, Burkina Faso, Cote d'Ivoire, Guinea-Bissau, Mali, Niger, Senegal, Togo	Bourse Régionale des Valeurs Mobilières	BRVM
Gabon	Bourse des Valeurs Mobilières d'Afrique Centrale	BVMAC

Central Securities Depositories

Member State	Name	Acronym
Albania	Albanian Securities Register	ALREG
Algeria	Algérie Clearing	AC*
Azerbaijan	National Depository Center of the Republic of Azerbaijan	NDC
Bangladesh	Central Depository Bangladesh Limited	CDBL
Egypt	Misr for Central Clearing, Depository and Registry	MCDR
Indonesia	Indonesian Central Securities Depository	KSEI
Iran	Central Securities Depository of Iran	CSDI
Jordan	Securities Depository Center of Jordan	SDC
Kazakhstan	Kazakhstan Central Securities Depository	KACD
Kuwait	Kuwait Clearing Company	KCC
Kyrgyzstan	Central Depository of Kyrgyz Republic	CDK*
Lebanon	Midclear	MC(L)*
Maldives	Maldives Securities Depository	MSD
Morocco	Maroclear	MC(M)*
Nigeria	Central Securities Clearing System	CSCS
Oman	Muscat Clearing & Depository Company	MCD
Pakistan	Central Depository Company of Pakistan	CDC
Qatar	Qatar Central Securities Depository	QCSD
Tajikistan	Central Depository of Tajikistan	CDT*
Tunisia	Tunisie Clearing	TC
Turkey	Central Registry Agency	MKK
Uzbekistan	Uzbekistan Central Securities Depository	UCSD*

ANNEX II: Individual Responses

General Information	Topics	Questions	Answers	
	Member Exchange	Name of the Exchange	Abu Dhabi Securities Exchange	
		Acronym of the Exchange	ADX	
		Corporate Website Address	www.adx.ae	
		Corporate E-mail Address	ce@adx.ae	
		Most Senior Executive Title	Chief Executive	
		Most Senior Executive Name	Mr. Khaleefa Almansouri	
		Ownership Structure	Public	
	Capital Markets Institutions	Regulator(s)	UAE Securities and Commodities Authority	
		Clearing Agency(ies)		
		Settlement Agency(ies)		
		Registry Agency(ies)		
	Indicators and Operations	Trading Days of the Week	Sunday - Thursday	
		Main Market Hours	10:00 - 14:00	
		Benchmark Index Name	ADI	
		Number of Benchmark Index Constituents	NA	
			2017	2018
		Value of Benchmark Index	4,398	4,915
		Number of Trading Days	250	251
		Local Currency / USD Rate	3.6700	3.6700
Equities	Products	Questions	2017	2018
	Shares	Number of Listed Domestic Companies	65	67
		Number of Listed Foreign Companies	3	3
		Market Capitalization	USD 125,323,440,211	USD 137,598,737,263
		Number of New Companies (IPOs)	-	-
		Number of New Companies (others)	-	-
		Investment Flows from Public Offerings		
		Number of Trades	347,329	274,012
		Value of Trading	USD 13,092,663,692	USD 10,778,519,416
	Securitized Derivatives	Number of Securitized Derivatives		
		Number of Trades		
		Value of Trading		
	ETFs	Number of ETFs	1	
		Number of Trades	1	
		Value of Trading	USD 169	
	Investment Funds	Number of Investment Funds	1	1
		Number of Trades	1	1
		Value of Trading	USD 525,085	USD 536,842
Debt Securities	Products	Questions	2017	2018
	Domestic Public Instruments	Number of Issuers		
		Number of Instruments Listed		
		Value of Instruments Listed		
		Number of New Instruments Listed		
		Investment Flows		
		Value of Trades		
	Domestic Private Instruments	Number of Issuers	2	5
		Number of Instruments Listed		
		Value of Instruments Listed		
		Number of New Instruments Listed		3
		Investment Flows		
		Value of Trades	USD 444,801,832	USD 505,260,697
	Foreign Instruments	Number of Issuers		
		Number of Instruments Listed		
		Value of Instruments Listed		
		Number of New Instruments Listed		
		Investment Flows		
	REPO	Value of Trades		
Derivatives	Products	Questions	2017	2018
	Stock Futures	Number of Contracts Traded		
	Stock Index Futures	Number of Contracts Traded		
	ETF Futures	Number of Contracts Traded		
	Interest Rate Futures	Number of Contracts Traded		
	Currency Futures	Number of Contracts Traded		
	Commodity Futures	Number of Contracts Traded		
	Stock Options	Number of Contracts Traded		
	Stock Index Options	Number of Contracts Traded		
	ETF Options	Number of Contracts Traded		
	Interest Rate Options	Number of Contracts Traded		
	Currency Options	Number of Contracts Traded		
	Commodity Options	Number of Contracts Traded		
Other Products	Products	Questions	2017	2018
		Value of Trading		
		Value of Trading		
		Value of Trading		
Sharia-compliant Securities	Products	Questions	2017	2018
	Sukuk	Number of Issuers		
		Number of Instruments Listed		
		Value of Instruments Listed		
		Value of Trades		
	Sharia-compliant Shares	Number of Listed Companies		
	Sharia-compliant ETFs	Number of ETFs		
	Sharia-compliant REITs	Number of REITs		
	Other Sharia-compliant Product	Number of Instruments Listed		

General Information	Topics	Questions	Answers	
	Member Exchange	Name of the Exchange	Amman Stock Exchange	
		Acronym of the Exchange	ASE	
		Corporate Website Address	www.exchange.jo	
		Corporate E-mail Address	info@ase.com.jo	
		Most Senior Executive Title	Chief Executive Officer	
		Most Senior Executive Name	Mr. Nader Azar	
		Ownership Structure	Public	
	Capital Markets Institutions	Regulator(s)	Jordan Securities Commission	
		Clearing Agency(ies)	Securities Depository Center (SDC)	
		Settlement Agency(ies)	Securities Depository Center (SDC)	
		Registry Agency(ies)	Securities Depository Center (SDC)	
	Indicators and Operations	Trading Days of the Week	Sunday - Thursday	
		Main Market Hours	10:00 - 12:45	
		Benchmark Index Name	ASE 100	
		Number of Benchmark Index Constituents	100	
			2017	2018
		Value of Benchmark Index	2,127	1,909
		Number of Trading Days	247	250
		Local Currency / USD Rate	0.7090	0.7090
Equities	Products	Questions	2017	2018
	Shares	Number of Listed Domestic Companies	194	195
		Number of Listed Foreign Companies	-	-
		Market Capitalization	USD 23,924,613,261	USD 22,740,048,217
		Number of New Companies (IPOs)	-	-
		Number of New Companies (others)	-	3
		Investment Flows from Public Offerings	USD 116,016,437	USD 142,380,302
		Number of Trades	717,494	511,754
		Value of Trading	USD 4,127,268,815	USD 3,271,263,726
	Securitized Derivatives	Number of Securitized Derivatives		
		Number of Trades		
		Value of Trading		
	ETFs	Number of ETFs		
		Number of Trades		
		Value of Trading		
	Investment Funds	Number of Investment Funds		
		Number of Trades		
		Value of Trading		
Debt Securities	Products	Questions	2017	2018
	Domestic Public Instruments	Number of Issuers	3	1
		Number of Instruments Listed	178	157
		Value of Instruments Listed	USD 17,741,143,865	USD 18,394,176,305
		Number of New Instruments Listed	51	43
		Investment Flows	USD 5,301,791,255	USD 5,035,260,931
		Value of Trades	USD 2,214,669	USD 4,505,501
	Domestic Private Instruments	Number of Issuers	2	3
		Number of Instruments Listed	2	3
		Value of Instruments Listed	USD 53,208,745	USD 56,417,489
		Number of New Instruments Listed	1	1
		Investment Flows	USD 14,104,372	USD 7,052,186
		Value of Trades	USD 400,000	USD -
	Foreign Instruments	Number of Issuers		
		Number of Instruments Listed		
		Value of Instruments Listed		
		Number of New Instruments Listed		
		Investment Flows		
	REPO	Value of Trades		
Derivatives	Products	Questions	2017	2018
	Stock Futures	Number of Contracts Traded		
	Stock Index Futures	Number of Contracts Traded		
	ETF Futures	Number of Contracts Traded		
	Interest Rate Futures	Number of Contracts Traded		
	Currency Futures	Number of Contracts Traded		
	Commodity Futures	Number of Contracts Traded		
	Stock Options	Number of Contracts Traded		
	Stock Index Options	Number of Contracts Traded		
	ETF Options	Number of Contracts Traded		
	Interest Rate Options	Number of Contracts Traded		
	Currency Options	Number of Contracts Traded		
	Commodity Options	Number of Contracts Traded		
Other Products	Products	Questions	2017	2018
		Value of Trading		
		Value of Trading		
		Value of Trading		
Sharia-compliant Securities	Products	Questions	2017	2018
	Sukuk	Number of Issuers	1	1
		Number of Instruments Listed	-	1
		Value of Instruments Listed	USD -	USD 47,954,866
		Value of Trades	USD -	USD -
	Sharia-compliant Shares	Number of Listed Companies		
	Sharia-compliant ETFs	Number of ETFs		
	Sharia-compliant REITs	Number of REITs		
	Other Sharia-compliant Products	Number of Instruments Listed		

General Information	Topics	Questions	Answers		
	Member Exchange	Name of the Exchange	Borsa İstanbul		
		Acronym of the Exchange	BIST		
		Corporate Website Address	www.borsaistanbul.com		
		Corporate E-mail Address	international@borsaistanbul.com		
		Most Senior Executive Title	Chief Executive Officer		
		Most Senior Executive Name	Mr. Murat Çetinkaya		
		Ownership Structure	Public		
	Capital Markets Institutions	Regulator(s)	Capital Markets Board of Turkey		
		Clearing Agency(ies)	İstanbul Clearing, Settlement and Custody Bank (Takasbank)		
		Settlement Agency(ies)	İstanbul Clearing, Settlement and Custody Bank (Takasbank)		
		Registry Agency(ies)	Central Securities Depository of Turkey		
	Indicators and Operations	Trading Days of the Week	Monday - Friday		
		Main Market Hours	09:40-18:10		
		Benchmark Index Name	BIST 100		
		Number of Benchmark Index Constituents	100		
			2017	2018	
		Value of Benchmark Index	115,333	91,270	
		Number of Trading Days	253	251	
		Local Currency / USD Rate	3.7753	5.2858	
	Equities	Products	Questions	2017	2018
	Shares	Number of Listed Domestic Companies		339	342
Number of Listed Foreign Companies			1	1	
Market Capitalization			USD 225,449,000,000	USD 146,681,000,000	
Number of New Companies (IPOs)			3	9	
Number of New Companies (others)			-	2	
Investment Flows from Public Offerings			USD 351,761,762	USD 1,371,144,275	
Number of Trades			135,554,090	208,866,350	
Value of Trading		USD 373,188,270,000	USD 407,504,620,000		
		Securitized Derivatives	Number of Securitized Derivatives	1,600	1,547
Number of Trades			3,419,600	6,110,510	
Value of Trading			USD 2,461,560,000	USD 3,400,410,000	
ETFs		Number of ETFs	9	9	
		Number of Trades	211,090	218,190	
		Value of Trading	USD 387,600,000	USD 455,940,000	
Investment Funds		Number of Investment Funds	47	48	
		Number of Trades	18,564,000	15,594,200	
		Value of Trading	USD 25,809,390,000	USD 14,121,730,000	
Debt Securities	Products	Questions	2017	2018	
Domestic Public Instruments	Number of Issuers		1	1	
		Number of Instruments Listed	49	53	
		Value of Instruments Listed	USD 148,158,830,864	USD 114,424,974,280	
		Number of New Instruments Listed	12	15	
		Investment Flows	USD 32,538,439,158	USD 20,714,799,638	
		Value of Trades	USD 141,273,044,559	USD 103,586,393,706	
	Domestic Private Instruments	Number of Issuers	139	133	
		Number of Instruments Listed	661	536	
		Value of Instruments Listed	USD 16,156,178,321	USD 12,353,711,545	
		Number of New Instruments Listed	1,091	1,236	
Investment Flows		USD 32,820,031,761	USD 29,756,255,250		
Foreign Instruments	Value of Trades	USD 4,507,450,973	USD 6,531,797,606		
	Number of Issuers		1	1	
		Number of Instruments Listed	27	30	
		Value of Instruments Listed	USD 55,186,478,105	USD 61,068,322,010	
		Number of New Instruments Listed	3	4	
Investment Flows		USD 7,713,038,207	USD 7,662,128,545		
Value of Trades		USD 6,603,573,352	USD 6,720,986,535		
REPO	Value of Trades	USD 1,294,354,563,548	USD 883,595,679,608		
Derivatives	Products	Questions	2017	2018	
Stock Futures	Number of Contracts Traded		18,440,819	54,692,782	
			44,363,062	55,730,451	
	ETF Futures	5,653	4,364		
	Interest Rate Futures	3	-		
	Currency Futures	69,334,515	99,545,803		
	Commodity Futures	7,269,300	22,238,688		
	Stock Options	3,441,016	2,593,550		
	Stock Index Options	275,030	172,397		
	ETF Options				
	Interest Rate Options				
	Currency Options	8,935,808	5,306,146		
	Commodity Options				
	Other Products	Products	Questions	2017	2018
	Gold	Value of Trading	USD 18,470,817,757	USD 10,823,820,358	
Silver		Value of Trading	USD 211,437,758	USD 194,474,956	
Platinum and Palladium		Value of Trading	USD 263,000	USD 1,639,930	
Sharia-compliant Securities	Products	Questions	2017	2018	
Sukuk	Number of Issuers		11	13	
		Number of Instruments Listed	53	78	
		Value of Instruments Listed	USD 13,751,999,087	USD 14,526,447,351	
		Value of Trades	USD 3,872,353,859	USD 7,210,636,663	
	Sharia-compliant Shares	Number of Listed Companies	101	85	
Sharia-compliant ETFs	Number of ETFs	1	1		
Sharia-compliant REITs	Number of REITs	7	6		
Other Sharia-compliant Product	Number of Instruments Listed				

General Information	Topics	Questions	Answers	
	Member Exchange	Name of the Exchange	Bursa Malaysia Berhad	
		Acronym of the Exchange	BM	
		Corporate Website Address	www.bursamalaysia.com	
		Corporate E-mail Address		
		Most Senior Executive Title	Chief Executive Officer	
		Most Senior Executive Name	Mr. Datuk Seri Tajuddin Atan	
		Ownership Structure	Other	
	Capital Markets Institutions	Regulator(s)	Securities Commission	
		Clearing Agency(ies)	Bursa Malaysia Securities Clearing Sdn Bhd	
		Settlement Agency(ies)	Bursa Malaysia Securities Clearing Sdn Bhd	
		Registry Agency(ies)	N/A	
	Indicators and Operations	Trading Days of the Week	Monday - Friday	
		Main Market Hours	09:00 - 17:00	
		Benchmark Index Name	FBMKLCI	
		Number of Benchmark Index Constituents	30	
			2017	2018
		Value of Benchmark Index	1,797	1,691
		Number of Trading Days	243	243
		Local Currency / USD Rate	4.0595	4.1445
Equities	Products	Questions	2017	2018
	Shares	Number of Listed Domestic Companies	891	902
		Number of Listed Foreign Companies	10	10
		Market Capitalization	USD 452,909,779,655	USD 397,216,274,844
		Number of New Companies (IPOs)	12	21
		Number of New Companies (others)	2	1
		Investment Flows from Public Offerings	USD 5,401,170,895	USD 2,464,156,754
		Number of Trades	40,757,217	45,096,101
		Value of Trading	USD 148,235,292,231	USD 143,475,500,115
	Securitized Derivatives	Number of Securitized Derivatives	606	618
		Number of Trades	1,143,829	2,976,021
		Value of Trading	USD 1,602,947,512	USD 6,212,524,509
	ETFs	Number of ETFs	9	10
		Number of Trades	2,640	5,106
		Value of Trading	USD 25,929,193	USD 29,255,977
	Investment Funds	Number of Investment Funds	22	21
		Number of Trades	328,597	355,360
		Value of Trading	USD 1,453,741,972	USD 1,167,610,906
Debt Securities	Products	Questions	2017	2018
	Domestic Public Instruments	Number of Issuers		
		Number of Instruments Listed		
		Value of Instruments Listed		
		Number of New Instruments Listed		
		Investment Flows		
		Value of Trades		
	Domestic Private Instruments	Number of Issuers	24	22
		Number of Instruments Listed	24	22
		Value of Instruments Listed	USD 618,823,943	USD 476,713,791
		Number of New Instruments Listed	3	1
		Investment Flows	USD -	USD -
		Value of Trades	USD 134,938,128	USD 35,875,980
	Foreign Instruments	Number of Issuers		
		Number of Instruments Listed		
		Value of Instruments Listed		
		Number of New Instruments Listed		
		Investment Flows		
	REPO	Value of Trades		
Derivatives	Products	Questions	2017	2018
	Stock Futures	Number of Contracts Traded	-	-
	Stock Index Futures	Number of Contracts Traded	2,034,237	2,670,645
	ETF Futures	Number of Contracts Traded		
	Interest Rate Futures	Number of Contracts Traded	50	-
	Currency Futures	Number of Contracts Traded		
	Commodity Futures	Number of Contracts Traded	11,921,925	10,979,370
	Stock Options	Number of Contracts Traded		
	Stock Index Options	Number of Contracts Traded	20,285	10,486
	ETF Options	Number of Contracts Traded		
	Interest Rate Options	Number of Contracts Traded	-	-
	Currency Options	Number of Contracts Traded		
	Commodity Options	Number of Contracts Traded	38,916	66,066
Other Products	Products	Questions	2017	2018
		Value of Trading		
		Value of Trading		
		Value of Trading		
Sharia-compliant Securities	Products	Questions	2017	2018
	Sukuk	Number of Issuers	4	4
		Number of Instruments Listed	4	4
		Value of Instruments Listed	USD 147,481,217	USD 142,815,780
		Value of Trades	USD 649,597	USD 501,526
	Sharia-compliant Shares	Number of Listed Companies	688	689
	Sharia-compliant ETFs	Number of ETFs	5	6
	Sharia-compliant REITs	Number of REITs	4	4
	Other Sharia-compliant Product	Number of Instruments Listed	-	-

General Information	Topics	Questions	Answers	
	Member Exchange	Name of the Exchange	Baku Stock Exchange	
		Acronym of the Exchange	BSE	
		Corporate Website Address	www.bfb.az	
		Corporate E-mail Address	info@bse.az	
		Most Senior Executive Title	CEO	
		Most Senior Executive Name	Mr. Vugar Namazov	
		Ownership Structure	Public	
	Capital Markets Institutions	Regulator(s)	Financial Market Supervisory Authority Of The Rep. Of Azerbaijan	
		Clearing Agency(ies)	National Depository Center of the Azerbaijan Republic	
		Settlement Agency(ies)	National Depository Center of the Azerbaijan Republic	
		Registry Agency(ies)	National Depository Center of the Azerbaijan Republic	
	Indicators and Operations	Trading Days of the Week	Monday-Friday	
		Main Market Hours	09:30-16:00	
		Benchmark Index Name		
		Number of Benchmark Index Constituents		
			2017	2018
		Value of Benchmark Index		
		Number of Trading Days		
		Local Currency / USD Rate	1.7001	1.7000
Equities	Products	Questions	2017	2018
	Shares	Number of Listed Domestic Companies	899	914
		Number of Listed Foreign Companies	-	-
		Market Capitalization	USD 1,902,207,690	USD 2,090,433,667
		Number of New Companies (IPOs)	-	-
		Number of New Companies (others)	20	32
		Investment Flows from Public Offerings	USD 406,223,824	USD 101,058,823
		Number of Trades	1,576	2,127
		Value of Trading	USD 377,478,324	USD 126,329,142
	Securitized Derivatives	Number of Securitized Derivatives		
		Number of Trades		
		Value of Trading		
	ETFs	Number of ETFs		
		Number of Trades		
		Value of Trading		
	Investment Funds	Number of Investment Funds		
		Number of Trades		
		Value of Trading		
Debt Securities	Products	Questions	2017	2018
	Domestic Public Instruments	Number of Issuers	3	3
		Number of Instruments Listed	62	79
		Value of Instruments Listed	USD 1,449,032,704	USD 1,660,299,353
		Number of New Instruments Listed	53	43
		Investment Flows	USD 1,246,985,471	USD 1,069,122,882
		Value of Trades	USD 3,951,622,411	USD 8,213,574,287
	Domestic Private Instruments	Number of Issuers	10	11
		Number of Instruments Listed	16	15
		Value of Instruments Listed	USD 2,643,872,572	USD 2,649,873,153
		Number of New Instruments Listed	5	5
		Investment Flows	USD 2,003,761	USD 15,617,647
		Value of Trades	USD 121,590,930	USD 36,038,264
	Foreign Instruments	Number of Issuers		1
		Number of Instruments Listed		1
		Value of Instruments Listed		USD 25,000,000
		Number of New Instruments Listed		1
		Investment Flows		USD 25,000,000
	REPO	Value of Trades	USD 30,322,439	USD 359,868,430
Derivatives	Products	Questions	2017	2018
	Stock Futures	Number of Contracts Traded		
	Stock Index Futures	Number of Contracts Traded		
	ETF Futures	Number of Contracts Traded		
	Interest Rate Futures	Number of Contracts Traded		
	Currency Futures	Number of Contracts Traded		
	Commodity Futures	Number of Contracts Traded		
	Stock Options	Number of Contracts Traded		
	Stock Index Options	Number of Contracts Traded		
	ETF Options	Number of Contracts Traded		
	Interest Rate Options	Number of Contracts Traded		
	Currency Options	Number of Contracts Traded		
	Commodity Options	Number of Contracts Traded		
Other Products	Products	Questions	2017	2018
	CFD Derivatives on Currencies	Value of Trading	USD 3,253,530,102	USD 4,425,280,589
	CFD Derivatives on Commodities	Value of Trading	USD 235,956,227	USD 608,233,194
		Value of Trading		
Sharia-compliant Securities	Products	Questions	2017	2018
	Sukuk	Number of Issuers		
		Number of Instruments Listed		
		Value of Instruments Listed		
		Value of Trades		
	Sharia-compliant Shares	Number of Listed Companies		
	Sharia-compliant ETFs	Number of ETFs		
	Sharia-compliant REITs	Number of REITs		
	Other Sharia-compliant Products	Number of Instruments Listed		

General Information	Topics	Questions	Answers	
	Member Exchange	Name of the Exchange	Bolsa de Valores de Moçambique	
		Acronym of the Exchange	BVM	
		Corporate Website Address	www.bvm.co.mz	
		Corporate E-mail Address	bvm@bvm.co.mz	
		Most Senior Executive Title	Chief Executive Officer	
		Most Senior Executive Name	Mr. Salim Valá	
		Ownership Structure	Public	
	Capital Markets Institutions	Regulator(s)	Government, Min. of Economy and Finance, Central Bank	
		Clearing Agency(ies)	Central Securities Depository	
		Settlement Agency(ies)	Central Bank of Mozambique	
		Registry Agency(ies)	Central Securities Depository	
	Indicators and Operations	Trading Days of the Week	Monday - Friday	
		Main Market Hours	08:00 - 12:00	
		Benchmark Index Name	NA	
		Number of Benchmark Index Constituents	NA	
			2017	2018
		Value of Benchmark Index		
		Number of Trading Days	251	252
		Local Currency / USD Rate	59.6100	62.0600
Equities	Products	Questions	2017	2018
	Shares	Number of Listed Domestic Companies	6	7
		Number of Listed Foreign Companies	-	-
		Market Capitalization	USD 473,785,270	USD 463,254,914
		Number of New Companies (IPOs)	-	-
		Number of New Companies (others)	2	1
		Investment Flows from Public Offerings		
		Number of Trades	502	612
		Value of Trading	USD 5,163,560	USD 3,740,288
	Securitized Derivatives	Number of Securitized Derivatives		
		Number of Trades		
		Value of Trading		
	ETFs	Number of ETFs		
		Number of Trades		
		Value of Trading		
	Investment Funds	Number of Investment Funds		
		Number of Trades		
		Value of Trading		
Debt Securities	Products	Questions	2017	2018
	Domestic Public Instruments	Number of Issuers	1	1
		Number of Instruments Listed	18	27
		Value of Instruments Listed	USD 654,958,396	USD 820,036,416
		Number of New Instruments Listed	7	12
		Investment Flows		
		Value of Trades	USD 83,216,782	USD 45,765,173
	Domestic Private Instruments	Number of Issuers	8	9
		Number of Instruments Listed	13	16
		Value of Instruments Listed	USD 71,699,211	USD 91,063,486
		Number of New Instruments Listed	4	6
		Investment Flows		
		Value of Trades	USD 5,694,020	USD 3,810,845
	Foreign Instruments	Number of Issuers		
		Number of Instruments Listed		
		Value of Instruments Listed		
		Number of New Instruments Listed		
		Investment Flows		
	REPO	Value of Trades		
Derivatives	Products	Questions	2017	2018
	Stock Futures	Number of Contracts Traded		
	Stock Index Futures	Number of Contracts Traded		
	ETF Futures	Number of Contracts Traded		
	Interest Rate Futures	Number of Contracts Traded		
	Currency Futures	Number of Contracts Traded		
	Commodity Futures	Number of Contracts Traded		
	Stock Options	Number of Contracts Traded		
	Stock Index Options	Number of Contracts Traded		
	ETF Options	Number of Contracts Traded		
	Interest Rate Options	Number of Contracts Traded		
	Currency Options	Number of Contracts Traded		
	Commodity Options	Number of Contracts Traded		
Other Products	Products	Questions	2017	2018
		Value of Trading		
		Value of Trading		
		Value of Trading		
Sharia-compliant Securities	Products	Questions	2017	2018
	Sukuk	Number of Issuers		
		Number of Instruments Listed		
		Value of Instruments Listed		
		Value of Trades		
	Sharia-compliant Shares	Number of Listed Companies		
	Sharia-compliant ETFs	Number of ETFs		
	Sharia-compliant REITs	Number of REITs		
	Other Sharia-compliant Products	Number of Instruments Listed		

General Information	Topics	Questions	Answers	
	Member Exchange	Name of the Exchange	Chittagong Stock Exchange	
		Acronym of the Exchange	CSE(B)	
		Corporate Website Address	www.cse.com.bd	
		Corporate E-mail Address	info@cse.com.bd	
		Most Senior Executive Title	Managing Director	
		Most Senior Executive Name	Mr. Shaifur Rahman Mazumdar	
		Ownership Structure	Private	
	Capital Markets Institutions	Regulator(s)	Bangladesh Securities and Exchange Commission,	
		Clearing Agency(ies)	CSE Clearing House	
		Settlement Agency(ies)	CSE Clearing & Settlement Department	
		Registry Agency(ies)	RJSC, BSEC, CDBL	
	Indicators and Operations	Trading Days of the Week	Sunday - Thursday	
		Main Market Hours	10:30 - 14:30	
		Benchmark Index Name	CSE-50	
		Number of Benchmark Index Constituents	50	
			2017	2018
		Value of Benchmark Index	1,462	1,198
		Number of Trading Days	248	242
		Local Currency / USD Rate	82.7000	83.9000
Equities	Products	Questions	2017	2018
	Shares	Number of Listed Domestic Companies	270	282
		Number of Listed Foreign Companies	-	-
		Market Capitalization	USD 42,671,234,367	USD 37,630,259,350
		Number of New Companies (IPOs)	9	14
		Number of New Companies (others)	-	-
		Investment Flows from Public Offerings	USD 28,325,816	USD 68,408,164
		Number of Trades	4,020,252	2,365,285
		Value of Trading	USD 1,790,864,821	USD 1,029,285,365
	Securitized Derivatives	Number of Securitized Derivatives		
		Number of Trades		
		Value of Trading		
	ETFs	Number of ETFs		
		Number of Trades		
		Value of Trading		
	Investment Funds	Number of Investment Funds	36	37
		Number of Trades	73,334	20,578
		Value of Trading	USD 19,137,482	USD 8,987,621
Debt Securities	Products	Questions	2017	2018
	Domestic Public Instruments	Number of Issuers		
		Number of Instruments Listed		
		Value of Instruments Listed		
		Number of New Instruments Listed		
		Investment Flows		
		Value of Trades		
	Domestic Private Instruments	Number of Issuers	2	1
		Number of Instruments Listed		
		Value of Instruments Listed	USD 73,538	USD 79,455
		Number of New Instruments Listed		
		Investment Flows		
		Value of Trades		
	Foreign Instruments	Number of Issuers		
		Number of Instruments Listed		
		Value of Instruments Listed		
		Number of New Instruments Listed		
		Investment Flows		
		Value of Trades		
	REPO	Value of Trades		
Derivatives	Products	Questions	2017	2018
	Stock Futures	Number of Contracts Traded		
	Stock Index Futures	Number of Contracts Traded		
	ETF Futures	Number of Contracts Traded		
	Interest Rate Futures	Number of Contracts Traded		
	Currency Futures	Number of Contracts Traded		
	Commodity Futures	Number of Contracts Traded		
	Stock Options	Number of Contracts Traded		
	Stock Index Options	Number of Contracts Traded		
	ETF Options	Number of Contracts Traded		
	Interest Rate Options	Number of Contracts Traded		
	Currency Options	Number of Contracts Traded		
	Commodity Options	Number of Contracts Traded		
Other Products	Products	Questions	2017	2018
		Value of Trading		
		Value of Trading		
		Value of Trading		
Sharia-compliant Securities	Products	Questions	2017	2018
	Sukuk	Number of Issuers		
		Number of Instruments Listed		
		Value of Instruments Listed		
		Value of Trades		
	Sharia-compliant Shares	Number of Listed Companies	128	117
	Sharia-compliant ETFs	Number of ETFs		
	Sharia-compliant REITs	Number of REITs		
	Other Sharia-compliant Product	Number of Instruments Listed		

General Information	Topics	Questions	Answers	
	Member Exchange	Name of the Exchange	Casablanca Stock Exchange	
		Acronym of the Exchange	CSE(M)	
		Corporate Website Address	www.casablanca-bourse.com	
		Corporate E-mail Address	contact@casablanca-bourse.com	
		Most Senior Executive Title	CEO	
		Most Senior Executive Name	Karim Hajji	
		Ownership Structure	Private	
	Capital Markets Institutions	Regulator(s)	L'Autorité Marocaine du Marché des Capitaux	
		Clearing Agency(ies)	CSE(M)	
		Settlement Agency(ies)	Maroclear	
		Registry Agency(ies)		
	Indicators and Operations	Trading Days of the Week	Monday - Friday	
		Main Market Hours	09:30 - 15:30	
		Benchmark Index Name	MADEX Float	
		Number of Benchmark Index Constituents	45	51
			2017	2018
		Value of Benchmark Index	10,100	9,233
		Number of Trading Days	250	247
		Local Currency / USD Rate	0.1072	0.1045
Equities	Products	Questions	2017	2018
	Shares	Number of Listed Domestic Companies	73	75
		Number of Listed Foreign Companies	1	1
		Market Capitalization	USD 67,025,852,196	USD 60,741,707,095
		Number of New Companies (IPOs)	-	2
		Number of New Companies (others)	-	-
		Investment Flows from Public Offerings	USD 146,785,470	USD 334,388,337
		Number of Trades	288,002	185,478
		Value of Trading	USD 6,803,327,642	USD 4,799,871,429
	Securitized Derivatives	Number of Securitized Derivatives		
		Number of Trades		
		Value of Trading		
	ETFs	Number of ETFs		
		Number of Trades		
		Value of Trading		
	Investment Funds	Number of Investment Funds		
		Number of Trades		
		Value of Trading		
Debt Securities	Products	Questions	2017	2018
	Domestic Public Instruments	Number of Issuers	6	6
		Number of Instruments Listed	14	15
		Value of Instruments Listed	USD 228,527,211	USD 241,025,238
		Number of New Instruments Listed	1	3
		Investment Flows	USD 21,742,508	USD 46,124,092
		Value of Trades	USD 32,883,908	USD 18,642,836
	Domestic Private Instruments	Number of Issuers	12	11
		Number of Instruments Listed	34	31
		Value of Instruments Listed	USD 653,181,804	USD 434,980,078
		Number of New Instruments Listed	3	4
		Investment Flows	USD 48,760,425	USD 34,101,720
		Value of Trades	USD 180,603,729	USD 86,442,609
	Foreign Instruments	Number of Issuers		
		Number of Instruments Listed		
		Value of Instruments Listed		
		Number of New Instruments Listed		
		Investment Flows		
	REPO	Value of Trades		
Derivatives	Products	Questions	2017	2018
	Stock Futures	Number of Contracts Traded		
	Stock Index Futures	Number of Contracts Traded		
	ETF Futures	Number of Contracts Traded		
	Interest Rate Futures	Number of Contracts Traded		
	Currency Futures	Number of Contracts Traded		
	Commodity Futures	Number of Contracts Traded		
	Stock Options	Number of Contracts Traded		
	Stock Index Options	Number of Contracts Traded		
	ETF Options	Number of Contracts Traded		
	Interest Rate Options	Number of Contracts Traded		
	Currency Options	Number of Contracts Traded		
	Commodity Options	Number of Contracts Traded		
Other Products	Products	Questions	2017	2018
		Value of Trading		
		Value of Trading		
		Value of Trading		
Sharia-compliant Securities	Products	Questions	2017	2018
	Sukuk	Number of Issuers		
		Number of Instruments Listed		
		Value of Instruments Listed		
		Value of Trades		
	Sharia-compliant Shares	Number of Listed Companies		
	Sharia-compliant ETFs	Number of ETFs		
	Sharia-compliant REITs	Number of REITs		
	Other Sharia-compliant Products	Number of Instruments Listed		

General Information	Topics	Questions	Answers	
	Member Exchange	Name of the Exchange	Dubai Financial Market	
		Acronym of the Exchange	DFM	
		Corporate Website Address	www.dfm.ae	
		Corporate E-mail Address	ir@dfm.ae	
		Most Senior Executive Title	Chief Executive Officer	
		Most Senior Executive Name	Mr. Essa Kazim	
		Ownership Structure	Public	
	Capital Markets Institutions	Regulator(s)	Securities and Commodities Authority	
		Clearing Agency(ies)	Dubai Financial Market	
		Settlement Agency(ies)	Dubai Financial Market	
		Registry Agency(ies)	Dubai Financial Market	
	Indicators and Operations	Trading Days of the Week	Sunday - Thursday	
		Main Market Hours	10:00 - 14:00	
		Benchmark Index Name	DFMGI	
		Number of Benchmark Index Constituents	36	
			2017	2018
		Value of Benchmark Index	3,370	2,530
		Number of Trading Days	250	251
		Local Currency / USD Rate	3.6725	3.6725
Equities	Products	Questions	2017	2018
	Shares	Number of Listed Domestic Companies	61	63
		Number of Listed Foreign Companies	-	-
		Market Capitalization	USD 107,574,710,000	USD 93,760,020,000
		Number of New Companies (IPOs)	-	-
		Number of New Companies (others)	-	-
		Investment Flows from Public Offerings	USD -	USD -
		Number of Trades	1,078,750	660,250
		Value of Trading	USD 31,531,130,000	USD 16,287,400,000
	Securitized Derivatives	Number of Securitized Derivatives		
		Number of Trades		
		Value of Trading		
	ETFs	Number of ETFs		
		Number of Trades		
		Value of Trading		
	Investment Funds	Number of Investment Funds		
		Number of Trades		
		Value of Trading		
Debt Securities	Products	Questions	2017	2018
	Domestic Public Instruments	Number of Issuers		
		Number of Instruments Listed		
		Value of Instruments Listed		
		Number of New Instruments Listed		
		Investment Flows		
		Value of Trades		
	Domestic Private Instruments	Number of Issuers		
		Number of Instruments Listed		
		Value of Instruments Listed		
		Number of New Instruments Listed		
		Investment Flows		
		Value of Trades		
	Foreign Instruments	Number of Issuers		
		Number of Instruments Listed		
		Value of Instruments Listed		
		Number of New Instruments Listed		
		Investment Flows		
		Value of Trades		
	REPO	Value of Trades		
Derivatives	Products	Questions	2017	2018
	Stock Futures	Number of Contracts Traded		
	Stock Index Futures	Number of Contracts Traded		
	ETF Futures	Number of Contracts Traded		
	Interest Rate Futures	Number of Contracts Traded		
	Currency Futures	Number of Contracts Traded		
	Commodity Futures	Number of Contracts Traded		
	Stock Options	Number of Contracts Traded		
	Stock Index Options	Number of Contracts Traded		
	ETF Options	Number of Contracts Traded		
	Interest Rate Options	Number of Contracts Traded		
	Currency Options	Number of Contracts Traded		
	Commodity Options	Number of Contracts Traded		
Other Products	Products	Questions	2017	2018
		Value of Trading		
		Value of Trading		
		Value of Trading		
Sharia-compliant Securities	Products	Questions	2017	2018
	Sukuk	Number of Issuers		
		Number of Instruments Listed		
		Value of Instruments Listed		
		Value of Trades		
	Sharia-compliant Shares	Number of Listed Companies		
	Sharia-compliant ETFs	Number of ETFs		
	Sharia-compliant REITs	Number of REITs		
	Other Sharia-compliant Product	Number of Instruments Listed		

General Information	Topics	Questions	Answers	
	Member Exchange	Name of the Exchange	Dhaka Stock Exchange Limited	
		Acronym of the Exchange	DSE	
		Corporate Website Address	www.dsebd.org	
		Corporate E-mail Address	dse@bol-online.com	
		Most Senior Executive Title	Managing Director	
		Most Senior Executive Name	K.A.M Majedur Rahman	
		Ownership Structure	Other	
	Capital Markets Institutions	Regulator(s)	Bangladesh Securities and Exchange Commission	
		Clearing Agency(ies)	Dhaka Stock Exchange Limited	
		Settlement Agency(ies)	Dhaka Stock Exchange Limited	
		Registry Agency(ies)	Registrar of Joint Stock Companies & Firms	
	Indicators and Operations	Trading Days of the Week	Sunday - Thursday	
		Main Market Hours	10:30 - 14:30	
		Benchmark Index Name	DSE Broad Index (DSEX)	
		Number of Benchmark Index Constituents	283	281
			2017	2018
		Value of Benchmark Index	6,245	5,386
		Number of Trading Days	248	242
		Local Currency / USD Rate	82.5700	83.9000
Equities	Products	Questions	2017	2018
	Shares	Number of Listed Domestic Companies	302	311
		Number of Listed Foreign Companies	-	-
		Market Capitalization	USD 43,980,119,748	USD 39,171,730,187
		Number of New Companies (IPOs)	7	11
		Number of New Companies (others)	-	-
		Investment Flows from Public Offerings	USD 29,580,962	USD 59,713,945
		Number of Trades	33,659,381	29,601,829
		Value of Trading	USD 25,807,142,757	USD 15,768,229,228
	Securitized Derivatives	Number of Securitized Derivatives		
		Number of Trades		
		Value of Trading		
	ETFs	Number of ETFs		
		Number of Trades		
		Value of Trading		
	Investment Funds	Number of Investment Funds	36	37
		Number of Trades	616,162	273,014
		Value of Trading	USD 458,746,323	USD 126,079,708
Debt Securities	Products	Questions	2017	2018
	Domestic Public Instruments	Number of Issuers	1	1
		Number of Instruments Listed	221	221
		Value of Instruments Listed	USD 6,643,965,611	USD 6,538,644,106
		Number of New Instruments Listed	-	-
		Investment Flows		
		Value of Trades		
	Domestic Private Instruments	Number of Issuers	2	1
		Number of Instruments Listed	2	1
		Value of Instruments Listed	USD 72,994,548	USD 33,682,956
		Number of New Instruments Listed		
		Investment Flows		
		Value of Trades	USD 9,963,213	USD 1,259,497
	Foreign Instruments	Number of Issuers		
		Number of Instruments Listed		
		Value of Instruments Listed		
		Number of New Instruments Listed		
		Investment Flows		
	REPO	Value of Trades		
Derivatives	Products	Questions	2017	2018
	Stock Futures	Number of Contracts Traded		
	Stock Index Futures	Number of Contracts Traded		
	ETF Futures	Number of Contracts Traded		
	Interest Rate Futures	Number of Contracts Traded		
	Currency Futures	Number of Contracts Traded		
	Commodity Futures	Number of Contracts Traded		
	Stock Options	Number of Contracts Traded		
	Stock Index Options	Number of Contracts Traded		
	ETF Options	Number of Contracts Traded		
	Interest Rate Options	Number of Contracts Traded		
	Currency Options	Number of Contracts Traded		
	Commodity Options	Number of Contracts Traded		
Other Products	Products	Questions	2017	2018
		Value of Trading		
		Value of Trading		
		Value of Trading		
Sharia-compliant Securities	Products	Questions	2017	2018
	Sukuk	Number of Issuers	100	110
		Number of Instruments Listed		
		Value of Instruments Listed		
		Value of Trades		
	Sharia-compliant Shares	Number of Listed Companies		
	Sharia-compliant ETFs	Number of ETFs		
	Sharia-compliant REITs	Number of REITs		
	Other Sharia-compliant Products	Number of Instruments Listed		

General Information	Topics	Questions	Answers	
	Member Exchange	Name of the Exchange	The Egyptian Exchange	
		Acronym of the Exchange	EGX	
		Corporate Website Address	www.egx.com.eg	
		Corporate E-mail Address	webmaster@egx.com.eg	
		Most Senior Executive Title	Executive Chairman	
		Most Senior Executive Name	Mr.Mohamed Farid	
		Ownership Structure	Public	
	Capital Markets Institutions	Regulator(s)	The Egyptian Financial Supervisory Authority(EFSA)	
		Clearing Agency(ies)	Misr for Central Clearing, Depository and Registry (MCDR)	
		Settlement Agency(ies)	Misr for Central Clearing, Depository and Registry (MCDR)	
		Registry Agency(ies)	Misr for Central Clearing, Depository and Registry (MCDR)	
	Indicators and Operations	Trading Days of the Week	Sunday - Thursday	
		Main Market Hours	10:00 - 14:30	
		Benchmark Index Name	EGX 30	
		Number of Benchmark Index Constituents	30	
			2017	2018
		Value of Benchmark Index	202,705,978,062	189,268,750,893
		Number of Trading Days	244	243
		Local Currency / USD Rate	17.7277	17.9136
Equities	Products	Questions	2017	2018
	Shares	Number of Listed Domestic Companies	249	248
		Number of Listed Foreign Companies	2	1
		Market Capitalization	USD 46,472,920,322	USD 42,009,271,322
		Number of New Companies (IPOs)	11	7
		Number of New Companies (others)	44	53
		Investment Flows from Public Offerings	USD 223,164,519	USD 291,778,565
		Number of Trades	6,984,135	6,227,755
		Value of Trading	USD 14,488,092,661	USD 14,507,736,126
	Securitized Derivatives	Number of Securitized Derivatives		
		Number of Trades		
		Value of Trading		
	ETFs	Number of ETFs	1	1
		Number of Trades	205	168
		Value of Trading	USD 3,645,000	USD 2,386,454
	Investment Funds	Number of Investment Funds	1	1
		Number of Trades		
		Value of Trading		
Debt Securities	Products	Questions	2017	2018
	Domestic Public Instruments	Number of Issuers	2	2
		Number of Instruments Listed		89
		Value of Instruments Listed		USD 39,655,776,856
		Number of New Instruments Listed		12
		Investment Flows		USD 6,464,921,289
		Value of Trades	USD 1,015,026,152	USD 3,433,428,286
	Domestic Private Instruments	Number of Issuers		5
		Number of Instruments Listed		20
		Value of Instruments Listed		USD 492,195,502
		Number of New Instruments Listed		6
		Investment Flows		USD 354,509,253
		Value of Trades		USD 82,036,589
	Foreign Instruments	Number of Issuers		
		Number of Instruments Listed		
		Value of Instruments Listed		
		Number of New Instruments Listed		
		Investment Flows		
	REPO	Value of Trades		
Derivatives	Products	Questions	2017	2018
	Stock Futures	Number of Contracts Traded		
	Stock Index Futures	Number of Contracts Traded		
	ETF Futures	Number of Contracts Traded		
	Interest Rate Futures	Number of Contracts Traded		
	Currency Futures	Number of Contracts Traded		
	Commodity Futures	Number of Contracts Traded		
	Stock Options	Number of Contracts Traded		
	Stock Index Options	Number of Contracts Traded		
	ETF Options	Number of Contracts Traded		
	Interest Rate Options	Number of Contracts Traded		
	Currency Options	Number of Contracts Traded		
	Commodity Options	Number of Contracts Traded		
Other Products	Products	Questions	2017	2018
		Value of Trading		
		Value of Trading		
		Value of Trading		
Sharia-compliant Securities	Products	Questions	2017	2018
	Sukuk	Number of Issuers		
		Number of Instruments Listed		
		Value of Instruments Listed		
		Value of Trades		
	Sharia-compliant Shares	Number of Listed Companies		
	Sharia-compliant ETFs	Number of ETFs		
	Sharia-compliant REITs	Number of REITs		
	Other Sharia-compliant Product	Number of Instruments Listed		

General Information	Topics	Questions	Answers	
	Member Exchange	Name of the Exchange	Indonesia Stock Exchange	
		Acronym of the Exchange	IDX	
		Corporate Website Address	www.idx.co.id	
		Corporate E-mail Address		
		Most Senior Executive Title	President Director	
		Most Senior Executive Name	Inarno Djajadi	
		Ownership Structure	Mutualized	
	Capital Markets Institutions	Regulator(s)	Financial Services Authority of Indonesia (OJK)	
		Clearing Agency(ies)	Indonesian Clearing and Guarantee Corporation (KPEI)	
		Settlement Agency(ies)	The Indonesia Central Securities Depository (KSEI)	
		Registry Agency(ies)	The Indonesia Central Securities Depository (KSEI)	
	Indicators and Operations	Trading Days of the Week	Monday - Friday	
		Main Market Hours	09.00 - 15.50	
		Benchmark Index Name	JCI	
		Number of Benchmark Index Constituents	622	
			2017	2018
		Value of Benchmark Index	6,355	6,194
		Number of Trading Days	238	240
		Local Currency / USD Rate	13,548.0000	14,542.0000
			2017	2018
Equities	Products	Questions	2017	2018
	Shares	Number of Listed Domestic Companies	566	619
		Number of Listed Foreign Companies	-	-
		Market Capitalization	USD 520,548,346,619	USD 482,980,110,672
		Number of New Companies (IPOs)	37	57
		Number of New Companies (others)	-	-
		Investment Flows from Public Offerings	USD 705,440,105	USD 1,077,242,847
		Number of Trades	74,371,333	92,833,064
		Value of Trading	USD 133,568,953,917	USD 140,289,254,895
	Securitized Derivatives	Number of Securitized Derivatives	177	177
		Number of Trades	115	6
		Value of Trading	USD 3,871,169	USD 191,294
	ETFs	Number of ETFs	14	24
		Number of Trades	2,469	7,615
		Value of Trading	USD 9,771,038	USD 35,370,486
	Investment Funds	Number of Investment Funds		
		Number of Trades		
		Value of Trading		
Debt Securities	Products	Questions	2017	2018
	Domestic Public Instruments	Number of Issuers	40	66
		Number of Instruments Listed	210	325
		Value of Instruments Listed	USD 169,158,152,579	USD 179,279,357,423
		Number of New Instruments Listed	80	81
		Investment Flows	USD 19,639,095,807	USD 15,323,720,190
		Value of Trades		
	Domestic Private Instruments	Number of Issuers	85	51
		Number of Instruments Listed	241	158
		Value of Instruments Listed	USD 15,276,464,792	USD 12,718,672,810
		Number of New Instruments Listed	71	66
		Investment Flows	USD 5,516,376,587	USD 4,397,929,446
		Value of Trades		
	Foreign Instruments	Number of Issuers		
		Number of Instruments Listed		
		Value of Instruments Listed		
		Number of New Instruments Listed		
		Investment Flows		
	REPO	Value of Trades		
Derivatives	Products	Questions	2017	2018
	Stock Futures	Number of Contracts Traded		
	Stock Index Futures	Number of Contracts Traded		
	ETF Futures	Number of Contracts Traded		
	Interest Rate Futures	Number of Contracts Traded		
	Currency Futures	Number of Contracts Traded		
	Commodity Futures	Number of Contracts Traded		
	Stock Options	Number of Contracts Traded		
	Stock Index Options	Number of Contracts Traded		
	ETF Options	Number of Contracts Traded		
	Interest Rate Options	Number of Contracts Traded		
	Currency Options	Number of Contracts Traded		
	Commodity Options	Number of Contracts Traded		
Other Products	Products	Questions	2017	2018
		Value of Trading		
		Value of Trading		
		Value of Trading		
Sharia-compliant Securities	Products	Questions	2017	2018
	Sukuk	Number of Issuers	19	22
		Number of Instruments Listed	103	135
		Value of Instruments Listed	USD 26,452,303,071	USD 28,588,657,062
		Value of Trades	USD 1,266,718,335	USD 1,602,083,620
	Sharia-compliant Shares	Number of Listed Companies	365	399
	Sharia-compliant ETFs	Number of ETFs	2	2
	Sharia-compliant REITs	Number of REITs	-	-
	Other Sharia-compliant Product	Number of Instruments Listed	-	-

General Information	Topics	Questions	Answers	
	Member Exchange	Name of the Exchange	Iran Fara Bourse	
		Acronym of the Exchange	IFB	
		Corporate Website Address	www.ifb.ir	
		Corporate E-mail Address	info@ifb.ir	
		Most Senior Executive Title	Chief Executive Officer	
		Most Senior Executive Name	Mr. Amir Hamooni	
		Ownership Structure	Other	
	Capital Markets Institutions	Regulator(s)	Securities and Exchange Organization	
		Clearing Agency(ies)	Central Securities Depository of Iran	
		Settlement Agency(ies)	Central Securities Depository of Iran	
		Registry Agency(ies)	Central Securities Depository of Iran	
	Indicators and Operations	Trading Days of the Week	Saturday - Wednesday	
		Main Market Hours	09:00 - 12:30	
		Benchmark Index Name	IFX	
		Number of Benchmark Index Constituents	95	105
			2017	2018
		Value of Benchmark Index	1,033	1,873
		Number of Trading Days	241	240
		Local Currency / USD Rate	36,064.0000	42,000.0000
			2017	2018
Equities	Shares	Number of Listed Domestic Companies	102	114
		Number of Listed Foreign Companies	-	-
		Market Capitalization	USD 17,416,170,674	USD 26,912,215,235
		Number of New Companies (IPOs)	10	13
		Number of New Companies (others)	4	-
		Investment Flows from Public Offerings	USD 711,105,227	USD 735,966,472
		Number of Trades	5,607,068	11,160,062
		Value of Trading	USD 3,257,451,478	USD 5,812,440,698
	Securitized Derivatives	Number of Securitized Derivatives	24	35
		Number of Trades	890,623	1,423,742
		Value of Trading	USD 345,370,494	USD 289,296,821
	ETFs	Number of ETFs	17	20
		Number of Trades	91,589	176,724
		Value of Trading	USD 540,242,243	USD 1,209,857,670
	Investment Funds	Number of Investment Funds	88	68
		Number of Trades	87,461	167,054
		Value of Trading	USD 3,469,922,614	USD 3,528,700,316
Debt Securities	Domestic Public Instruments	Number of Issuers	5	5
		Number of Instruments Listed	34	59
		Value of Instruments Listed	USD 5,799,475,808	USD 13,617,529,903
		Number of New Instruments Listed	24	38
		Investment Flows	USD 7,240,285,272	USD 12,156,255,524
		Value of Trades	USD 4,490,142,192	USD 8,280,961,848
	Domestic Private Instruments	Number of Issuers	23	24
		Number of Instruments Listed	21	34
		Value of Instruments Listed	USD 802,808,435	USD 2,735,698,467
		Number of New Instruments Listed	2	22
		Investment Flows	USD 41,731,782	USD 2,397,208,334
		Value of Trades	USD 1,770,333,416	USD 1,108,805,024
	Foreign Instruments	Number of Issuers		
		Number of Instruments Listed		
		Value of Instruments Listed		
		Number of New Instruments Listed		
		Investment Flows		
		Value of Trades		
	REPO	Value of Trades		
Derivatives	Stock Futures	Number of Contracts Traded		
		Number of Contracts Traded		
	Stock Index Futures	Number of Contracts Traded		
		Number of Contracts Traded		
	ETF Futures	Number of Contracts Traded		
		Number of Contracts Traded		
	Interest Rate Futures	Number of Contracts Traded		
		Number of Contracts Traded		
	Currency Futures	Number of Contracts Traded		
		Number of Contracts Traded		
	Commodity Futures	Number of Contracts Traded		
		Number of Contracts Traded		
Other Products	Stock Options	Number of Contracts Traded	75,000,058	
		Number of Contracts Traded		
	Stock Index Options	Number of Contracts Traded		
		Number of Contracts Traded		
	ETF Options	Number of Contracts Traded		
		Number of Contracts Traded		
	Interest Rate Options	Number of Contracts Traded	25	
		Number of Contracts Traded		
	Currency Options	Number of Contracts Traded		
		Number of Contracts Traded		
	Commodity Options	Number of Contracts Traded		
		Number of Contracts Traded		
Sharia-compliant Securities	Unlisted Equity, M&A	Value of Trading	USD 1,901,584,600	USD 3,095,514,532
		Value of Trading	USD 277,285	USD 611,905
	Intellectual Property Transaction	Value of Trading	USD 32,481,145	USD 2,927,033
		Value of Trading		
Sharia-compliant Securities	Sukuk	Number of Issuers	28	29
		Number of Instruments Listed	55	93
		Value of Instruments Listed	USD 6,602,284,243	USD 16,353,228,369
		Value of Trades	USD 6,260,475,608	USD 9,389,766,872
	Sharia-compliant Shares	Number of Listed Companies	102	114
		Number of ETFs	17	20
	Sharia-compliant REITs	Number of REITs	-	-
		Number of REITs		
	Other Sharia-compliant Product	Number of Instruments Listed	24	35
		Number of Instruments Listed		
		Number of Instruments Listed		
		Number of Instruments Listed		

General Information	Topics	Questions	Answers	
	Member Exchange	Name of the Exchange	Iraq Stock Exchange	
		Acronym of the Exchange	ISX	
		Corporate Website Address	www.isx-iq.net	
		Corporate E-mail Address	info-isx@isx-iq.net	
		Most Senior Executive Title	Chief Executive Officer	
		Most Senior Executive Name	Mr. Taha Ahmed Abdulsalam	
		Ownership Structure	Public	
	Capital Markets Institutions	Regulator(s)	Board of Governors	
		Clearing Agency(ies)	Iraq Stock Exchange	
		Settlement Agency(ies)	Elaf Islamic Bank	
		Registry Agency(ies)	Iraq Depository Center	
	Indicators and Operations	Trading Days of the Week	Sunday - Thursday	
		Main Market Hours	10:00 - 12:00	
		Benchmark Index Name	ISX60	
		Number of Benchmark Index Constituents	60	
			2017	2018
		Value of Benchmark Index	581	510
		Number of Trading Days		
		Local Currency / USD Rate		
Equities	Products	Questions	2017	2018
	Shares	Number of Listed Domestic Companies	101	104
		Number of Listed Foreign Companies	-	-
		Market Capitalization	USD 8,934,000,000	USD 9,459,000,000
		Number of New Companies (IPOs)	-	-
		Number of New Companies (others)	-	-
		Investment Flows from Public Offerings		
		Number of Trades		
		Value of Trading	USD 750,000,000	USD 389,000,000
	Securitized Derivatives	Number of Securitized Derivatives		
		Number of Trades		
		Value of Trading		
	ETFs	Number of ETFs		
		Number of Trades		
		Value of Trading		
	Investment Funds	Number of Investment Funds		
		Number of Trades		
		Value of Trading		
Debt Securities	Products	Questions	2017	2018
	Domestic Public Instruments	Number of Issuers		
		Number of Instruments Listed		
		Value of Instruments Listed		
		Number of New Instruments Listed		
		Investment Flows		
		Value of Trades		
	Domestic Private Instruments	Number of Issuers		
		Number of Instruments Listed		
		Value of Instruments Listed		
		Number of New Instruments Listed		
		Investment Flows		
		Value of Trades		
	Foreign Instruments	Number of Issuers		
		Number of Instruments Listed		
		Value of Instruments Listed		
		Number of New Instruments Listed		
		Investment Flows		
		Value of Trades		
	REPO	Value of Trades		
Derivatives	Products	Questions	2017	2018
	Stock Futures	Number of Contracts Traded		
	Stock Index Futures	Number of Contracts Traded		
	ETF Futures	Number of Contracts Traded		
	Interest Rate Futures	Number of Contracts Traded		
	Currency Futures	Number of Contracts Traded		
	Commodity Futures	Number of Contracts Traded		
	Stock Options	Number of Contracts Traded		
	Stock Index Options	Number of Contracts Traded		
	ETF Options	Number of Contracts Traded		
	Interest Rate Options	Number of Contracts Traded		
	Currency Options	Number of Contracts Traded		
	Commodity Options	Number of Contracts Traded		
Other Products	Products	Questions	2017	2018
		Value of Trading		
		Value of Trading		
		Value of Trading		
Sharia-compliant Securities	Products	Questions	2017	2018
	Sukuk	Number of Issuers		
		Number of Instruments Listed		
		Value of Instruments Listed		
		Value of Trades		
	Sharia-compliant Shares	Number of Listed Companies		
	Sharia-compliant ETFs	Number of ETFs		
	Sharia-compliant REITs	Number of REITs		
	Other Sharia-compliant Product	Number of Instruments Listed		

General Information	Topics	Questions	Answers	
	Member Exchange	Name of the Exchange	Kazakhstan Stock Exchange	
		Acronym of the Exchange	KASE	
		Corporate Website Address	www.kase.kz	
		Corporate E-mail Address	kase@kase.kz, info@kase.kz	
		Most Senior Executive Title	Chairman of Management Board	
		Most Senior Executive Name	Alina Aldambergen	
		Ownership Structure	Public	
	Capital Markets Institutions	Regulator(s)	National Bank of Kazakhstan	
		Clearing Agency(ies)		
		Settlement Agency(ies)	Central Securities Depository	
		Registry Agency(ies)		
	Indicators and Operations	Trading Days of the Week	Monday - Friday	
		Main Market Hours	11:30 - 17:00	
		Benchmark Index Name	KASE Index	
		Number of Benchmark Index Constituents	7	
			2017	2018
		Value of Benchmark Index	2,163	2,305
		Number of Trading Days	245	246
		Local Currency / USD Rate	332.0000	383.4600
Equities	Products	Questions	2017	2018
	Shares	Number of Listed Domestic Companies	90	97
		Number of Listed Foreign Companies	13	13
		Market Capitalization	USD 51,570,751,697	USD 40,709,224,805
		Number of New Companies (IPOs)	-	-
		Number of New Companies (others)	11	18
		Investment Flows from Public Offerings	USD 23,773,790	USD 1,590,758
		Number of Trades	111,319	141,072
		Value of Trading	USD 828,922,018	USD 1,534,476,380
	Securitized Derivatives	Number of Securitized Derivatives		
		Number of Trades		
		Value of Trading		
	ETFs	Number of ETFs		1
		Number of Trades		8
		Value of Trading		USD 141,527
	Investment Funds	Number of Investment Funds	6	6
		Number of Trades	101	203
		Value of Trading	USD 3,204,429	USD 1,109,628
Debt Securities	Products	Questions	2017	2018
	Domestic Public Instruments	Number of Issuers	18	18
		Number of Instruments Listed	232	229
		Value of Instruments Listed	USD 27,339,615,162	USD 27,267,591,444
		Number of New Instruments Listed	42	29
		Investment Flows	USD 4,860,972,488	USD 2,457,639,026
		Value of Trades	USD 6,106,841,882	USD 4,678,727,490
	Domestic Private Instruments	Number of Issuers	62	58
		Number of Instruments Listed	228	216
		Value of Instruments Listed	USD 10,201,731,998	USD 13,009,802,567
		Number of New Instruments Listed	30	37
		Investment Flows	USD 2,611,821,516	USD 5,140,575,122
		Value of Trades	USD 3,111,005,244	USD 6,434,818,518
	Foreign Instruments	Number of Issuers	17	17
		Number of Instruments Listed	44	47
		Value of Instruments Listed	USD 19,063,826,312	USD 17,842,725,322
		Number of New Instruments Listed	11	11
		Investment Flows	USD 107,406,305	USD 287,175,755
		Value of Trades	USD 486,008,364	USD 346,868,864
	REPO	Value of Trades	USD 226,545,796,548	USD 220,628,480,859
Derivatives	Products	Questions	2017	2018
	Stock Futures	Number of Contracts Traded	-	-
	Stock Index Futures	Number of Contracts Traded	-	-
	ETF Futures	Number of Contracts Traded		
	Interest Rate Futures	Number of Contracts Traded		
	Currency Futures	Number of Contracts Traded	65,011	-
	Commodity Futures	Number of Contracts Traded		
	Stock Options	Number of Contracts Traded		
	Stock Index Options	Number of Contracts Traded		
	ETF Options	Number of Contracts Traded		
	Interest Rate Options	Number of Contracts Traded		
	Currency Options	Number of Contracts Traded		
	Commodity Options	Number of Contracts Traded		
Other Products	Products	Questions	2017	2018
		Value of Trading		
		Value of Trading		
		Value of Trading		
Sharia-compliant Securities	Products	Questions	2017	2018
	Sukuk	Number of Issuers		
		Number of Instruments Listed		
		Value of Instruments Listed		
		Value of Trades		
	Sharia-compliant Shares	Number of Listed Companies		
	Sharia-compliant ETFs	Number of ETFs		
	Sharia-compliant REITs	Number of REITs		
	Other Sharia-compliant Products	Number of Instruments Listed		

General Information	Topics	Questions	Answers	
	Member Exchange	Name of the Exchange	Maldives Stock Exchange Company Pvt Ltd	
		Acronym of the Exchange	MSE	
		Corporate Website Address	www.mse.com.mv	
		Corporate E-mail Address	info@mse.com.mv	
		Most Senior Executive Title	Managing Director / CEO	
		Most Senior Executive Name	Mr. Hassan Manik	
		Ownership Structure	Private	
	Capital Markets Institutions	Regulator(s)	Capital Market Development Authority	
		Clearing Agency(ies)	Maldives Securities Depository Company	
		Settlement Agency(ies)	Maldives Securities Depository Company	
		Registry Agency(ies)		
	Indicators and Operations	Trading Days of the Week	Sunday - Thursday	
		Main Market Hours	08:30 - 12:00	
		Benchmark Index Name	MASIX	
		Number of Benchmark Index Constituents	6	
			2017	2018
		Value of Benchmark Index	-	-
		Number of Trading Days	244	245
		Local Currency / USD Rate	15.4200	15.4200
			2017	2018
Equities	Products	Questions	2017	2018
	Shares	Number of Listed Domestic Companies	8	8
		Number of Listed Foreign Companies	-	-
		Market Capitalization	USD 910,179,377	USD 893,814,688
		Number of New Companies (IPOs)	2	-
		Number of New Companies (others)	-	-
		Investment Flows from Public Offerings	USD 27,479,610	USD 12,214,040
		Number of Trades	144	175
		Value of Trading	USD 283,106	USD 393,313
	Securitized Derivatives	Number of Securitized Derivatives		
		Number of Trades		
		Value of Trading		
	ETFs	Number of ETFs		
		Number of Trades		
		Value of Trading		
	Investment Funds	Number of Investment Funds		
		Number of Trades		
		Value of Trading		
Debt Securities	Products	Questions	2017	2018
	Domestic Public Instruments	Number of Issuers	2	2
		Number of Instruments Listed	3	4
		Value of Instruments Listed	USD 47,515,693	USD 42,237,484
		Number of New Instruments Listed	1	1
		Investment Flows	USD 5,774,060	USD 5,278,210
		Value of Trades	USD -	USD -
	Domestic Private Instruments	Number of Issuers		
		Number of Instruments Listed		
		Value of Instruments Listed		
		Number of New Instruments Listed		
		Investment Flows		
	Foreign Instruments	Number of Issuers		
		Number of Instruments Listed		
		Value of Instruments Listed		
		Number of New Instruments Listed		
		Investment Flows		
	REPO	Value of Trades		
Derivatives	Products	Questions	2017	2018
	Stock Futures	Number of Contracts Traded		
	Stock Index Futures	Number of Contracts Traded		
	ETF Futures	Number of Contracts Traded		
	Interest Rate Futures	Number of Contracts Traded		
	Currency Futures	Number of Contracts Traded		
	Commodity Futures	Number of Contracts Traded		
	Stock Options	Number of Contracts Traded		
	Stock Index Options	Number of Contracts Traded		
	ETF Options	Number of Contracts Traded		
	Interest Rate Options	Number of Contracts Traded		
	Currency Options	Number of Contracts Traded		
	Commodity Options	Number of Contracts Traded		
Other Products	Products	Questions	2017	2018
		Value of Trading		
		Value of Trading		
		Value of Trading		
Sharia-compliant Securities	Products	Questions	2017	2018
	Sukuk	Number of Issuers	1	1
		Number of Instruments Listed	2	2
		Value of Instruments Listed	USD 7,237,483	USD 7,237,483
		Value of Trades	USD -	USD -
	Sharia-compliant Shares	Number of Listed Companies	1	1
	Sharia-compliant ETFs	Number of ETFs		
	Sharia-compliant REITs	Number of REITs		
	Other Sharia-compliant Products	Number of Instruments Listed		

General Information	Topics	Questions	Answers	
	Member Exchange	Name of the Exchange	Palestine Exchange	
		Acronym of the Exchange	PEX	
		Corporate Website Address	www.pex.ps	
		Corporate E-mail Address	pex@pex.ps	
		Most Senior Executive Title	CEO	
		Most Senior Executive Name	Ahmad Aweidah	
		Ownership Structure	Private	
	Capital Markets Institutions	Regulator(s)	Palestine Capital Market Authority	
		Clearing Agency(ies)	Palestine Exchange	
		Settlement Agency(ies)	Palestine Exchange	
		Registry Agency(ies)	Palestine Exchange	
	Indicators and Operations	Trading Days of the Week	Sunday - Thursday	
		Main Market Hours	10:00 - 13:00	
		Benchmark Index Name	Al Quds Index	
		Number of Benchmark Index Constituents	15	
			2017	2018
		Value of Benchmark Index	574	529
		Number of Trading Days	243	243
		Local Currency / USD Rate	1.0000	1.0000
Equities	Products	Questions	2017	2018
	Shares	Number of Listed Domestic Companies	46	46
		Number of Listed Foreign Companies	2	2
		Market Capitalization	USD 3,891,495,531	USD 3,734,921,019
		Number of New Companies (IPOs)	1	-
		Number of New Companies (others)	-	-
		Investment Flows from Public Offerings	USD -	USD 38,700,932
		Number of Trades	53,205	35,030
		Value of Trading	USD 469,070,221	USD 353,476,019
	Securitized Derivatives	Number of Securitized Derivatives		
		Number of Trades		
		Value of Trading		
	ETFs	Number of ETFs		
		Number of Trades		
		Value of Trading		
	Investment Funds	Number of Investment Funds		
		Number of Trades		
		Value of Trading		
Debt Securities	Products	Questions	2017	2018
	Domestic Public Instruments	Number of Issuers		
		Number of Instruments Listed		
		Value of Instruments Listed		
		Number of New Instruments Listed		
		Investment Flows		
		Value of Trades		
	Domestic Private Instruments	Number of Issuers		
		Number of Instruments Listed		
		Value of Instruments Listed		
		Number of New Instruments Listed		
		Investment Flows		
		Value of Trades		
	Foreign Instruments	Number of Issuers		
		Number of Instruments Listed		
		Value of Instruments Listed		
		Number of New Instruments Listed		
		Investment Flows		
		Value of Trades		
	REPO	Value of Trades		
Derivatives	Products	Questions	2017	2018
	Stock Futures	Number of Contracts Traded		
	Stock Index Futures	Number of Contracts Traded		
	ETF Futures	Number of Contracts Traded		
	Interest Rate Futures	Number of Contracts Traded		
	Currency Futures	Number of Contracts Traded		
	Commodity Futures	Number of Contracts Traded		
	Stock Options	Number of Contracts Traded		
	Stock Index Options	Number of Contracts Traded		
	ETF Options	Number of Contracts Traded		
	Interest Rate Options	Number of Contracts Traded		
	Currency Options	Number of Contracts Traded		
	Commodity Options	Number of Contracts Traded		
Other Products	Products	Questions	2017	2018
		Value of Trading		
		Value of Trading		
		Value of Trading		
Sharia-compliant Securities	Products	Questions	2017	2018
	Sukuk	Number of Issuers		
		Number of Instruments Listed		
		Value of Instruments Listed		
		Value of Trades		
	Sharia-compliant Shares	Number of Listed Companies		
	Sharia-compliant ETFs	Number of ETFs		
	Sharia-compliant REITs	Number of REITs		
	Other Sharia-compliant Product	Number of Instruments Listed		

General Information	Topics	Questions	Answers	
	Member Exchange	Name of the Exchange	Qatar Stock Exchange	
		Acronym of the Exchange	QSE	
		Corporate Website Address	www.qe.com.qa	
		Corporate E-mail Address	info@qe.qa	
		Most Senior Executive Title	Chief Executive Officer	
		Most Senior Executive Name	Mr. Rashid bin Ali Al-Mansoori	
		Ownership Structure	Public	
	Capital Markets Institutions	Regulator(s)	Qatar Financial Markets Authority	
		Clearing Agency(ies)	NA	
		Settlement Agency(ies)	Qatar Central Securities Depository	
		Registry Agency(ies)	Qatar Central Securities Depository	
	Indicators and Operations	Trading Days of the Week	Sunday - Thursday	
		Main Market Hours	09:30 - 13:15	
		Benchmark Index Name	QE20	
		Number of Benchmark Index Constituents	20	
			2017	2018
		Value of Benchmark Index	8,523	10,299
		Number of Trading Days	247	249
		Local Currency / USD Rate	3.6400	3.6400
Equities	Products	Questions	2017	2018
	Shares	Number of Listed Domestic Companies	45	46
		Number of Listed Foreign Companies	-	-
		Market Capitalization	USD 129,677,129,304	USD 161,734,969,115
		Number of New Companies (IPOs)	-	1
		Number of New Companies (others)	1	-
		Investment Flows from Public Offerings	USD -	USD -
		Number of Trades	834,394	1,042,895
		Value of Trading	USD 18,075,848,163	USD 18,819,043,868
	Securitized Derivatives	Number of Securitized Derivatives		
		Number of Trades		
		Value of Trading		
	ETFs	Number of ETFs		2
		Number of Trades		8,332
		Value of Trading		USD 99,551,510
	Investment Funds	Number of Investment Funds		
		Number of Trades		
		Value of Trading		
Debt Securities	Products	Questions	2017	2018
	Domestic Public Instruments	Number of Issuers	1	1
		Number of Instruments Listed		38
		Value of Instruments Listed		USD 20,405,219,780
		Number of New Instruments Listed		
		Investment Flows		
		Value of Trades	USD 976,883,585	USD 2,877,090,659
	Domestic Private Instruments	Number of Issuers		
		Number of Instruments Listed		
		Value of Instruments Listed		
		Number of New Instruments Listed		
		Investment Flows		
	Foreign Instruments	Value of Trades		
		Number of Issuers		
		Number of Instruments Listed		
		Value of Instruments Listed		
		Number of New Instruments Listed		
	REPO	Investment Flows		
		Value of Trades		
Derivatives	Products	Questions	2017	2018
	Stock Futures	Number of Contracts Traded		
	Stock Index Futures	Number of Contracts Traded		
	ETF Futures	Number of Contracts Traded		
	Interest Rate Futures	Number of Contracts Traded		
	Currency Futures	Number of Contracts Traded		
	Commodity Futures	Number of Contracts Traded		
	Stock Options	Number of Contracts Traded		
	Stock Index Options	Number of Contracts Traded		
	ETF Options	Number of Contracts Traded		
	Interest Rate Options	Number of Contracts Traded		
	Currency Options	Number of Contracts Traded		
	Commodity Options	Number of Contracts Traded		
Other Products	Products	Questions	2017	2018
		Value of Trading		
		Value of Trading		
		Value of Trading		
Sharia-compliant Securities	Products	Questions	2017	2018
	Sukuk	Number of Issuers		
		Number of Instruments Listed		
		Value of Instruments Listed		
		Value of Trades		
	Sharia-compliant Shares	Number of Listed Companies		
	Sharia-compliant ETFs	Number of ETFs		
	Sharia-compliant REITs	Number of REITs		
	Other Sharia-compliant Product	Number of Instruments Listed		

General Information	Topics	Questions	Answers	
	Member Exchange	Name of the Exchange	Algiers Stock Exchange	
		Acronym of the Exchange	SGBV	
		Corporate Website Address	www.sgbv.dz	
		Corporate E-mail Address	direction.generale@sgbv.dz	
		Most Senior Executive Title	CEO	
		Most Senior Executive Name	Mr.Benmouhoub Yazid	
		Ownership Structure	Public	
	Capital Markets Institutions	Regulator(s)	Market Authority (COSOB)	
		Clearing Agency(ies)	Algérie Clearing	
		Settlement Agency(ies)	Algérie Clearing	
		Registry Agency(ies)	Algérie Clearing	
	Indicators and Operations	Trading Days of the Week	Sunday, Tuesday, Thursday	
		Main Market Hours	09:30 - 10:15	
		Benchmark Index Name	DZAIRINDEX	
		Number of Benchmark Index Constituents	5	
			2017	2018
		Value of Benchmark Index	1,203	1,407
		Number of Trading Days	103	116
		Local Currency / USD Rate	114.9300	118.2000
Equities	Products	Questions	2017	2018
	Shares	Number of Listed Domestic Companies	5	6
		Number of Listed Foreign Companies	-	-
		Market Capitalization	USD 365,784,304	USD 371,703,309
		Number of New Companies (IPOs)	-	1
		Number of New Companies (others)	-	-
		Investment Flows from Public Offerings	USD -	USD -
		Number of Trades	468,145	226,505
		Value of Trading	USD 2,629,960	USD 1,743,886
	Securitized Derivatives	Number of Securitized Derivatives		
		Number of Trades		
		Value of Trading		
	ETFs	Number of ETFs		
		Number of Trades		
		Value of Trading		
	Investment Funds	Number of Investment Funds		
		Number of Trades		
		Value of Trading		
Debt Securities	Products	Questions	2017	2018
	Domestic Public Instruments	Number of Issuers		
		Number of Instruments Listed	26	27
		Value of Instruments Listed	USD 3,575,193,596	USD 3,760,152,284
		Number of New Instruments Listed	2	3
		Investment Flows	USD 73,723,136	USD 321,928,934
		Value of Trades	USD 206,616,932	USD 317,298,287
	Domestic Private Instruments	Number of Issuers	-	-
		Number of Instruments Listed	-	-
		Value of Instruments Listed	USD -	USD -
		Number of New Instruments Listed	-	-
		Investment Flows	USD -	USD -
		Value of Trades	USD -	USD -
	Foreign Instruments	Number of Issuers		
		Number of Instruments Listed		
		Value of Instruments Listed		
		Number of New Instruments Listed		
		Investment Flows		
	REPO	Value of Trades		
Derivatives	Products	Questions	2017	2018
	Stock Futures	Number of Contracts Traded		
	Stock Index Futures	Number of Contracts Traded		
	ETF Futures	Number of Contracts Traded		
	Interest Rate Futures	Number of Contracts Traded		
	Currency Futures	Number of Contracts Traded		
	Commodity Futures	Number of Contracts Traded		
	Stock Options	Number of Contracts Traded		
	Stock Index Options	Number of Contracts Traded		
	ETF Options	Number of Contracts Traded		
	Interest Rate Options	Number of Contracts Traded		
	Currency Options	Number of Contracts Traded		
	Commodity Options	Number of Contracts Traded		
Other Products	Products	Questions	2017	2018
		Value of Trading		
		Value of Trading		
		Value of Trading		
Sharia-compliant Securities	Products	Questions	2017	2018
	Sukuk	Number of Issuers		
		Number of Instruments Listed		
		Value of Instruments Listed		
		Value of Trades		
	Sharia-compliant Shares	Number of Listed Companies		
	Sharia-compliant ETFs	Number of ETFs		
	Sharia-compliant REITs	Number of REITs		
	Other Sharia-compliant Products	Number of Instruments Listed		

General Information	Topics	Questions	Answers	
	Member Exchange	Name of the Exchange	Saudi Stock Exchange	
		Acronym of the Exchange	Tadawul	
		Corporate Website Address	www.tadawul.com.sa	
		Corporate E-mail Address		
		Most Senior Executive Title	Chief Executive Officer	
		Most Senior Executive Name	Mr. Khalid Abdullah Alhussan	
		Ownership Structure	Public	
	Capital Markets Institutions	Regulator(s)	Capital Market Authority	
		Clearing Agency(ies)	Central Bank	
		Settlement Agency(ies)	Central Securities Depository (Tadawul)	
		Registry Agency(ies)	Central Securities Depository (Tadawul)	
	Indicators and Operations	Trading Days of the Week	Sunday - Thursday	
		Main Market Hours	10:00 - 15:00	
		Benchmark Index Name	Tadawul All Share Index (TASI)	
		Number of Benchmark Index Constituents		
			2017	2018
		Value of Benchmark Index	7,226	7,827
		Number of Trading Days	250	249
		Local Currency / USD Rate	3.7500	3.7500
Equities	Products	Questions	2017	2018
	Shares	Number of Listed Domestic Companies	188	200
		Number of Listed Foreign Companies	-	-
		Market Capitalization	USD 451,378,840,000	USD 496,353,180,000
		Number of New Companies (IPOs)	16	9
		Number of New Companies (others)	-	-
		Investment Flows from Public Offerings	USD 1,148,980,000	USD 2,106,430,000
		Number of Trades	21,974,210	25,054,020
		Value of Trading	USD 223,595,620,000	USD 232,348,110,000
	Securitized Derivatives	Number of Securitized Derivatives		
		Number of Trades		
		Value of Trading		
	ETFs	Number of ETFs	3	3
		Number of Trades	1,580	2,420
		Value of Trading	USD 308,180,000	USD 323,870,000
	Investment Funds	Number of Investment Funds		
		Number of Trades		
		Value of Trading		
Debt Securities	Products	Questions	2017	2018
	Domestic Public Instruments	Number of Issuers		
		Number of Instruments Listed	5	5
		Value of Instruments Listed		
		Number of New Instruments Listed	-	
		Investment Flows		
		Value of Trades		USD 143,370,000
	Domestic Private Instruments	Number of Issuers		
		Number of Instruments Listed		57
		Value of Instruments Listed		
		Number of New Instruments Listed		
		Investment Flows		
		Value of Trades	USD 7,450,000	USD 6,900,000
	Foreign Instruments	Number of Issuers		
		Number of Instruments Listed		
		Value of Instruments Listed		
		Number of New Instruments Listed		
		Investment Flows		
	REPO	Value of Trades		
Derivatives	Products	Questions	2017	2018
	Stock Futures	Number of Contracts Traded		
	Stock Index Futures	Number of Contracts Traded		
	ETF Futures	Number of Contracts Traded		
	Interest Rate Futures	Number of Contracts Traded		
	Currency Futures	Number of Contracts Traded		
	Commodity Futures	Number of Contracts Traded		
	Stock Options	Number of Contracts Traded		
	Stock Index Options	Number of Contracts Traded		
	ETF Options	Number of Contracts Traded		
	Interest Rate Options	Number of Contracts Traded		
	Currency Options	Number of Contracts Traded		
	Commodity Options	Number of Contracts Traded		
Other Products	Products	Questions	2017	2018
		Value of Trading		
		Value of Trading		
		Value of Trading		
Sharia-compliant Securities	Products	Questions	2017	2018
	Sukuk	Number of Issuers		
		Number of Instruments Listed		
		Value of Instruments Listed		
		Value of Trades		
	Sharia-compliant Shares	Number of Listed Companies		
	Sharia-compliant ETFs	Number of ETFs		
	Sharia-compliant REITs	Number of REITs		
	Other Sharia-compliant Product	Number of Instruments Listed		

General Information	Topics	Questions	Answers	
	Member Exchange	Name of the Exchange	Tehran Stock Exchange	
		Acronym of the Exchange	TSE	
		Corporate Website Address	www.tse.ir	
		Corporate E-mail Address	int@tse.ir	
		Most Senior Executive Title	CEO	
		Most Senior Executive Name	Dr. Ali Sahraee	
		Ownership Structure	Mutualized	
	Capital Markets Institutions	Regulator(s)	Securities and Exchanges Organisation	
		Clearing Agency(ies)	Central Securities Depository of Iran	
		Settlement Agency(ies)	Central Securities Depository of Iran	
		Registry Agency(ies)	Securities and Exchanges Organisation	
	Indicators and Operations	Trading Days of the Week	Saturday - Wednesday	
		Main Market Hours	09:00 - 12:30	
		Benchmark Index Name	TEDPIX	
		Number of Benchmark Index Constituents	326	323
			2017	2018
		Value of Benchmark Index	96,562	161,405
		Number of Trading Days	241	241
		Local Currency / USD Rate		
Equities	Products	Questions	2017	2018
	Shares	Number of Listed Domestic Companies	310	308
		Number of Listed Foreign Companies	-	-
		Market Capitalization	USD 151,016,021,120	USD 243,360,963,087
		Number of New Companies (IPOs)	6	5
		Number of New Companies (others)	-	-
		Investment Flows from Public Offerings		
		Number of Trades	13,700,158	26,001,874
	Securitized Derivatives	Value of Trading	USD 13,184,990,148	USD 28,330,887,092
		Number of Securitized Derivatives		
		Number of Trades		
	ETFs	Value of Trading		
		Number of ETFs	10	11
		Number of Trades	68,141	233,436
	Investment Funds	Value of Trading	USD 391,543,848	USD 1,223,777,136
		Number of Investment Funds	16	15
		Number of Trades	707,695	1,247,868
		Value of Trading	USD 922,674,095	USD 892,453,303
Debt Securities	Products	Questions	2017	2018
	Domestic Public Instruments	Number of Issuers	10	10
		Number of Instruments Listed	17	16
		Value of Instruments Listed	USD 2,507,510,809	USD 1,938,356,561
		Number of New Instruments Listed	3	1
		Investment Flows	USD 2,418,186,612	USD 1,965,348,142
		Value of Trades	USD 1,721,010,885	USD 1,467,262,297
	Domestic Private Instruments	Number of Issuers		
		Number of Instruments Listed		
		Value of Instruments Listed		
		Number of New Instruments Listed		
		Investment Flows		
	Foreign Instruments	Value of Trades		
		Number of Issuers		
		Number of Instruments Listed		
		Value of Instruments Listed		
		Number of New Instruments Listed		
	REPO	Investment Flows		
		Value of Trades		
Derivatives	Products	Questions	2017	2018
	Stock Futures	Number of Contracts Traded	-	1,135
	Stock Index Futures	Number of Contracts Traded		
	ETF Futures	Number of Contracts Traded		
	Interest Rate Futures	Number of Contracts Traded		
	Currency Futures	Number of Contracts Traded		
	Commodity Futures	Number of Contracts Traded		
	Stock Options	Number of Contracts Traded	13,011,248,383	2,934,357,983
	Stock Index Options	Number of Contracts Traded		
	ETF Options	Number of Contracts Traded		
	Interest Rate Options	Number of Contracts Traded		
	Currency Options	Number of Contracts Traded		
	Commodity Options	Number of Contracts Traded		
Other Products	Products	Questions	2017	2018
		Value of Trading		
		Value of Trading		
		Value of Trading		
Sharia-compliant Securities	Products	Questions	2017	2018
	Sukuk	Number of Issuers	6	8
		Number of Instruments Listed	8	13
		Value of Instruments Listed	USD 429,437,666	USD 758,507,808
		Value of Trades	USD 430,209,834	USD 1,548,971,178
	Sharia-compliant Shares	Number of Listed Companies		
	Sharia-compliant ETFs	Number of ETFs		
	Sharia-compliant REITs	Number of REITs		
	Other Sharia-compliant Product	Number of Instruments Listed		

(1)

General Information	Topics	Questions	Answers	
	Member Exchange	Name of the Exchange	Albanian Securities Exchange	
		Acronym of the Exchange	ALSE	
		Corporate Website Address	www.alse.al	
		Corporate E-mail Address	info@alse.al	
		Most Senior Executive Title	Chief Executive Director	
		Most Senior Executive Name	Artan Gjergji	
		Ownership Structure	Private (Companies own majority/wholly)	
	Capital Markets Institutions	Regulator(s)	Albanian Financial Supervisory Authority	
		Clearing Agency(ies)	ALREG	
		Settlement Agency(ies)	AFISaR (Government Sec.) and ALREG (Non-Government Sec.)	
		Registry Agency(ies)	ALREG	
	Indicators and Operations	Trading Days of the Week	2	
		Main Market Hours	12:00 - 14:00	
		Benchmark Index Name	N/A	
		Number of Benchmark Index Constituents	0	
			2017	2018
		Value of Benchmark Index	-	
		Number of Trading Days	2	
		Local Currency / USD Rate	107.8200	
Equities	Products	Questions	2017	2018
	Shares	Number of Listed Domestic Companies		-
		Number of Listed Foreign Companies		-
		Market Capitalization	USD	-
		Number of New Companies (IPOs)		-
		Number of New Companies (others)		-
		Investment Flows from Public Offerings	USD	-
		Number of Trades		-
		Value of Trading	USD	-
	Securitized Derivatives	Number of Securitized Derivatives		
		Number of Trades		
		Value of Trading		
	ETFs	Number of ETFs		
		Number of Trades		
		Value of Trading		
	Investment Funds	Number of Investment Funds		
		Number of Trades		
		Value of Trading		
Debt Securities	Products	Questions	2017	2018
	Domestic Public Instruments	Number of Issuers		1
		Number of Instruments Listed		107
		Value of Instruments Listed	USD	4,640,224,075
		Number of New Instruments Listed		38
		Investment Flows	USD	-
		Value of Trades	USD	23,469,548
	Domestic Private Instruments	Number of Issuers		-
		Number of Instruments Listed		-
		Value of Instruments Listed	USD	-
		Number of New Instruments Listed		-
		Investment Flows	USD	-
		Value of Trades	USD	-
	Foreign Instruments	Number of Issuers		-
		Number of Instruments Listed		-
		Value of Instruments Listed	USD	-
		Number of New Instruments Listed		-
		Investment Flows	USD	-
		Value of Trades	USD	-
	REPO	Value of Trades	USD	-
Derivatives	Products	Questions	2017	2018
	Stock Futures	Number of Contracts Traded		
	Stock Index Futures	Number of Contracts Traded		
	ETF Futures	Number of Contracts Traded		
	Interest Rate Futures	Number of Contracts Traded		
	Currency Futures	Number of Contracts Traded		
	Commodity Futures	Number of Contracts Traded		
	Stock Options	Number of Contracts Traded		
	Stock Index Options	Number of Contracts Traded		
	ETF Options	Number of Contracts Traded		
	Interest Rate Options	Number of Contracts Traded		
	Currency Options	Number of Contracts Traded		
	Commodity Options	Number of Contracts Traded		
Other Products	Products	Questions	2017	2018
		Value of Trading		
		Value of Trading		
		Value of Trading		
Sharia-compliant Securities	Products	Questions	2017	2018
	Sukuk	Number of Issuers		
		Number of Instruments Listed		
		Value of Instruments Listed		
		Value of Trades		
	Sharia-compliant Shares	Number of Listed Companies		
	Sharia-compliant ETFs	Number of ETFs		
	Sharia-compliant REITs	Number of REITs		
	Other Sharia-compliant Product	Number of Instruments Listed		

General Information	Topics	Questions	Answers	
	Member CSD	Name of the CSD	Bursa Malaysia	
		Acronym of the CSD	BM	
		Corporate Website Address		
		Corporate E-mail Address		
		Most Senior Executive Title		
		Most Senior Executive Name		
		Ownership Structure	Other	
	Capital Markets Institutions	Regulator(s)		
		Clearing Agency(ies)		
		Settlement Agency(ies)		
		Registry Agency(ies)		
	Safekeeping Setup	Omnibus Accounts at the Participant Level	Yes	
		End-investor (Beneficial Ownership) Accounts	Yes	
		Mandatory End-investor Account Segregation	Yes	
		Mandatory Dematerialization	Yes	
		Instruments Eligible for Deposit/Settlement	All Securities	
Equities	Products	Questions	2017	2018
	Issuers	Number of Domestic Issuers	931	944
		Number of Foreign Issuers	10	10
	Investors	Number of Domestic Individual Investors		
		Number of Domestic Corporate Investors		
		Number of Foreign Individual Investors		
		Number of Foreign Corporate Investors		
	Accounts	Number of Domestic Individual Accounts	1,820,059	1,833,420
		Number of Domestic Corporate Accounts	601,716	572,522
		Number of Foreign Individual Accounts	38,258	38,209
		Number of Foreign Corporate Accounts	32,223	32,741
	Ownership	Value of Domestic Individual Holdings	USD 37,111,200,685	USD 31,349,642,336
		Value of Domestic Corporate Holdings	USD 318,404,027,327	USD 279,580,131,970
		Value of Foreign Individual Holdings	USD 2,067,168,955	USD 1,880,592,280
		Value of Foreign Corporate Holdings	USD 140,749,141,650	USD 128,013,737,585

General Information	Topics	Questions	Answers	
	Member CSD	Name of the CSD	Bolsa de Valores de	
		Acronym of the CSD	BVM	
		Corporate Website Address	www.bvm.co.mz	
		Corporate E-mail Address	bvm@bvm.co.mz	
		Most Senior Executive Title	Chief Executive Officer	
		Most Senior Executive Name	Mrs. Anabela Chambuca	
		Ownership Structure	Public (State owns)	
	Capital Markets Institutions	Regulator(s)	Government, Ministry of	
		Clearing Agency(ies)	Central Securities Depository	
		Settlement Agency(ies)	Central Bank of Mozambique	
		Registry Agency(ies)	Central Securities Depository	
	Safekeeping Setup	Omnibus Accounts at the Participant Level	Yes	
		End-investor (Beneficial Ownership) Accounts	Yes	
		Mandatory End-investor Account Segregation	Yes	
		Mandatory Dematerialization	No	
		Instruments Eligible for Deposit/Settlement		
Equities	Products	Questions	2017	2018
	Issuers	Number of Domestic Issuers	15	15
		Number of Foreign Issuers	-	-
	Investors	Number of Domestic Individual Investors	7	7
		Number of Domestic Corporate Investors	324	352
		Number of Foreign Individual Investors	58	63
		Number of Foreign Corporate Investors	49	68
	Accounts	Number of Domestic Individual Accounts	5	5
		Number of Domestic Corporate Accounts	328	445
		Number of Foreign Individual Accounts	18	19
		Number of Foreign Corporate Accounts	15	17
	Ownership	Value of Domestic Individual Holdings	USD 2,555,288,345	USD 2,405,798,200
		Value of Domestic Corporate Holdings	USD 25,007,555,485	USD 49,321,272,244
		Value of Foreign Individual Holdings	USD 14,632,200	USD 32,671,236
		Value of Foreign Corporate Holdings	USD 23,833,997,200	USD 27,544,216,052

General Information	Topics	Questions	Answers	
	Member CSD	Name of the CSD	Central Depository Company of	
		Acronym of the CSD	CDC	
		Corporate Website Address	www.cdcpakistan.com	
		Corporate E-mail Address	info@cdc.com.pk	
		Most Senior Executive Title	Chief Executive Officer	
		Most Senior Executive Name	Mr. Badiuddin Akber	
		Ownership Structure	Other	
	Capital Markets Institutions	Regulator(s)	Securities and Exchange	
		Clearing Agency(ies)	National Clearing Company of	
		Settlement Agency(ies)	National Clearing Company of	
		Registry Agency(ies)	Central Depository Company of	
	Safekeeping Setup	Omnibus Accounts at the Participant Level	No	
		End-investor (Beneficial Ownership) Accounts	Yes	
		Mandatory End-investor Account Segregation	Yes	
		Mandatory Dematerialization	No	
		Instruments Eligible for Deposit/Settlement	Equities, Corporate Debt	
Equities	Products	Questions	2017	2018
	Issuers	Number of Domestic Issuers	845	872
		Number of Foreign Issuers	-	-
	Investors	Number of Domestic Individual Investors		
		Number of Domestic Corporate Investors		
		Number of Foreign Individual Investors		
		Number of Foreign Corporate Investors		
	Accounts	Number of Domestic Individual Accounts	322,638	288,970
		Number of Domestic Corporate Accounts	9,882	10,099
		Number of Foreign Individual Accounts	-	-
		Number of Foreign Corporate Accounts	-	-
	Ownership	Value of Domestic Individual Holdings		
		Value of Domestic Corporate Holdings		
		Value of Foreign Individual Holdings		
		Value of Foreign Corporate Holdings		

General Information	Topics	Questions	Answers	
	Member CSD	Name of the CSD	Dubai Financial Market	
		Acronym of the CSD	DFM	
		Corporate Website Address	www.dfm.ae	
		Corporate E-mail Address	ir@dfm.ae	
		Most Senior Executive Title	Chief Executive Officer	
		Most Senior Executive Name	Mr. Essa Kazim	
		Ownership Structure	Department of the Exchange	
	Capital Markets Institutions	Regulator(s)	Securities and Commodities	
		Clearing Agency(ies)	Dubai Financial Market	
		Settlement Agency(ies)	Dubai Financial Market	
		Registry Agency(ies)	Dubai Financial Market	
	Safekeeping Setup	Omnibus Accounts at the Participant Level	No	
		End-investor (Beneficial Ownership) Accounts	Yes	
		Mandatory End-investor Account Segregation	Yes	
		Mandatory Dematerialization	Yes	
		Instruments Eligible for Deposit/Settlement	Equities, ETFs, Govt	
Equities	Products	Questions	2017	2018
	Issuers	Number of Domestic Issuers	51	51
		Number of Foreign Issuers	14	16
	Investors	Number of Domestic Individual Investors	533,085	533,889
		Number of Domestic Corporate Investors	4,311	4,373
		Number of Foreign Individual Investors	297,223	298,152
		Number of Foreign Corporate Investors	6,479	6,723
	Accounts	Number of Domestic Individual Accounts	965,795	973,663
		Number of Domestic Corporate Accounts	9,112	9,412
		Number of Foreign Individual Accounts	566,891	569,069
		Number of Foreign Corporate Accounts	34,472	37,324
	Ownership	Value of Domestic Individual Holdings	USD 16,247,129,057	USD 13,384,636,772
		Value of Domestic Corporate Holdings	USD 70,296,876,184	USD 63,324,715,373
		Value of Foreign Individual Holdings	USD 2,994,217,452	USD 2,126,934,794
		Value of Foreign Corporate Holdings	USD 18,482,654,392	USD 14,942,533,612

General Information	Topics	Questions	Answers	
	Member CSD	Name of the CSD	Iraq Stock Exchange	
		Acronym of the CSD	ISX	
		Corporate Website Address	www.isx-iq.net	
		Corporate E-mail Address	info-isx@isx-iq.net	
		Most Senior Executive Title	CEO	
		Most Senior Executive Name	Taha Ahmed Abdulsalam	
		Ownership Structure	Public (State owns)	
	Capital Markets Institutions	Regulator(s)	Board of Governors	
		Clearing Agency(ies)	isx clearing, settlement(ela)	
		Settlement Agency(ies)	isx clearing, settlement(ela)	
		Registry Agency(ies)	Iraq Depository Center	
	Safekeeping Setup	Omnibus Accounts at the Participant Level	Yes	
		End-investor (Beneficial Ownership) Accounts	Yes	
		Mandatory End-investor Account Segregation	Yes	
		Mandatory Dematerialization	Yes	
		Instruments Eligible for Deposit/Settlement	Yes	
Equities	Products	Questions	2017	2018
	Issuers	Number of Domestic Issuers	101	104
		Number of Foreign Issuers	-	-
	Investors	Number of Domestic Individual Investors	65,727	66,172
		Number of Domestic Corporate Investors	1,062	1,007
		Number of Foreign Individual Investors	5,160	5,174
		Number of Foreign Corporate Investors	118	123
	Accounts	Number of Domestic Individual Accounts		
		Number of Domestic Corporate Accounts		
		Number of Foreign Individual Accounts		
		Number of Foreign Corporate Accounts		
	Ownership	Value of Domestic Individual Holdings		
		Value of Domestic Corporate Holdings		
		Value of Foreign Individual Holdings		
		Value of Foreign Corporate Holdings		

(1)

General Information	Topics	Questions	Answers	
	Member CSD	Name of the CSD	Indonesia Central Securities	
		Acronym of the CSD	KSEI	
		Corporate Website Address		
		Corporate E-mail Address		
		Most Senior Executive Title		
		Most Senior Executive Name		
		Ownership Structure		
	Capital Markets Institutions	Regulator(s)	Financial Services Authority of	
		Clearing Agency(ies)	Indonesian Clearing and	
		Settlement Agency(ies)	The Indonesia Central	
		Registry Agency(ies)	The Indonesia Central	
	Safekeeping Setup	Omnibus Accounts at the Participant Level	Yes	
		End-investor (Beneficial Ownership) Accounts	Yes	
		Mandatory End-investor Account Segregation	Yes	
		Mandatory Dematerialization	No	
		Instruments Eligible for Deposit/Settlement	All Instruments Listed on IDX	
Equities	Products	Questions	2017	2018
	Issuers	Number of Domestic Issuers	566	619
		Number of Foreign Issuers	-	-
	Investors	Number of Domestic Individual Investors	405,757	509,172
		Number of Domestic Corporate Investors	3,736	4,060
		Number of Foreign Individual Investors	3,023	3,379
		Number of Foreign Corporate Investors	5,393	5,317
	Accounts	Number of Domestic Individual Accounts	463,395	582,648
		Number of Domestic Corporate Accounts	5,235	5,728
		Number of Foreign Individual Accounts	3,199	3,577
		Number of Foreign Corporate Accounts	6,443	6,425
	Ownership	Value of Domestic Individual Holdings	USD 23,168,770,131	USD 26,730,591,460
		Value of Domestic Corporate Holdings	USD 114,159,313,825	USD 88,887,422,879
		Value of Domestic Others Holdings	USD 558,715,465	USD 1,273,203,892
		Value of Foreign Individual Holdings	USD 1,203,927,194	USD 770,034,230
		Value of Foreign Corporate Holdings	USD 111,162,597,951	USD 97,991,202,535
		Value of Foreign Others Holdings	USD 32,802,685,642	USD 29,215,549,551

General Information	Topics	Questions	Answers	
	Member CSD	Name of the CSD	Merkezi Kayıt Kuruluşu	
		Acronym of the CSD	MKK	
		Corporate Website Address	www.mkk.com.tr	
		Corporate E-mail Address	bilgi@mkk.com.tr	
		Most Senior Executive Title	CEO	
		Most Senior Executive Name	Ekrem Arıkan	
		Ownership Structure	Public (State owns)	
	Capital Markets Institutions	Regulator(s)	Capital Markets Board of	
		Clearing Agency(ies)	İstanbul Clearing, Settlement	
		Settlement Agency(ies)	İstanbul Clearing, Settlement	
		Registry Agency(ies)	Central Securities Depository of	
	Safekeeping Setup	Omnibus Accounts at the Participant Level	Yes	
		End-investor (Beneficial Ownership) Accounts	Yes	
		Mandatory End-investor Account Segregation	Yes	
		Mandatory Dematerialization	Yes	
		Instruments Eligible for Deposit/Settlement	Equities, ETFs, Government	
Equities	Products	Questions	2017	2018
	Issuers	Number of Domestic Issuers	607	609
		Number of Foreign Issuers	4	4
	Investors	Number of Domestic Individual Investors	3,741,296	3,737,327
		Number of Domestic Corporate Investors	116,646	120,332
		Number of Foreign Individual Investors	26,834	26,645
		Number of Foreign Corporate Investors	4,281	3,961
	Accounts	Number of Domestic Individual Accounts	4,353,355	4,351,879
		Number of Domestic Corporate Accounts	152,924	155,342
		Number of Foreign Individual Accounts	25,551	25,610
		Number of Foreign Corporate Accounts	5,078	4,695
	Ownership	Value of Domestic Individual Holdings	USD 47,643,692,230	USD 30,688,546,386
		Value of Domestic Corporate Holdings	USD 165,807,730,227	USD 108,030,941,591
		Value of Foreign Individual Holdings	USD 585,587,350	USD 508,567,383
		Value of Foreign Corporate Holdings	USD 114,631,901,186	USD 78,273,693,407

General Information	Topics	Questions	Answers	
	Member CSD	Name of the CSD	Maldives Securities Depository	
		Acronym of the CSD	MSD	
		Corporate Website Address	www.stockexchange.mv	
		Corporate E-mail Address	info@msd.com.mv	
		Most Senior Executive Title	Chief Executive Officer	
		Most Senior Executive Name	Mohamed Aushan Latheef	
		Ownership Structure	Private (Companies own)	
	Capital Markets Institutions	Regulator(s)	Capital Market Development	
		Clearing Agency(ies)	Maldives Securities Depository	
		Settlement Agency(ies)	Maldives Securities Depository	
		Registry Agency(ies)		
	Safekeeping Setup	Omnibus Accounts at the Participant Level	No	
		End-investor (Beneficial Ownership) Accounts	Yes	
		Mandatory End-investor Account Segregation	No	
		Mandatory Dematerialization	No	
		Instruments Eligible for Deposit/Settlement	All listed Securities	
Equities	Products	Questions	2017	2018
	Issuers	Number of Domestic Issuers	8	8
		Number of Foreign Issuers	-	-
	Investors	Number of Domestic Individual Investors		
		Number of Domestic Corporate Investors		
		Number of Foreign Individual Investors		
		Number of Foreign Corporate Investors		
	Accounts	Number of Domestic Individual Accounts	28,906	31,601
		Number of Domestic Corporate Accounts	123	126
		Number of Foreign Individual Accounts	136	138
		Number of Foreign Corporate Accounts	-	-
	Ownership	Value of Domestic Individual Holdings		
		Value of Domestic Corporate Holdings		
		Value of Foreign Individual Holdings		
		Value of Foreign Corporate Holdings		

General Information	Topics	Questions	Answers	
	Member CSD	Name of the CSD	Palestine Securities Exchange	
		Acronym of the CSD	PEX	
		Corporate Website Address	www.pex.ps	
		Corporate E-mail Address	prs@pex.ps	
		Most Senior Executive Title	CEO	
		Most Senior Executive Name	Mr. Ahmad Aweid ah	
		Ownership Structure	Private (Companies own	
	Capital Markets Institutions	Regulator(s)	Palestine Capital Market	
		Clearing Agency(ies)	Palestine Securities Exchange	
		Settlement Agency(ies)	Palestine Securities Exchange	
		Registry Agency(ies)	Palestine Securities Exchange	
	Safekeeping Setup	Omnibus Accounts at the Participant Level	No	
		End-investor (Beneficial Ownership) Accounts	Yes	
		Mandatory End-investor Account Segregation	Yes	
		Mandatory Dematerialization	Yes	
		Instruments Eligible for Deposit/Settlement	All Securities	
Equities	Products	Questions	2017	2018
	Issuers	Number of Domestic Issuers	46	46
		Number of Foreign Issuers	2	2
	Investors	Number of Domestic Individual Investors	59,809	66,383
		Number of Domestic Corporate Investors	1,217	1,231
		Number of Foreign Individual Investors	3,111	3,156
		Number of Foreign Corporate Investors	215	211
	Accounts	Number of Domestic Individual Accounts	108,531	110,536
		Number of Domestic Corporate Accounts	923	943
		Number of Foreign Individual Accounts	6,763	6,961
		Number of Foreign Corporate Accounts	1,105	1,115
	Ownership	Value of Domestic Individual Holdings	USD 714,440,446	USD 696,944,651
		Value of Domestic Corporate Holdings	USD 1,765,864,150	USD 1,669,592,451
		Value of Foreign Individual Holdings	USD 311,878,318	USD 304,968,223
		Value of Foreign Corporate Holdings	USD 1,099,312,617	USD 1,063,415,694

General Information	Topics	Questions	Answers	
	Member CSD	Name of the CSD	Securities Depository Center	
		Acronym of the CSD	SDC	
		Corporate Website Address	www.sdc.com.jo	
		Corporate E-mail Address	info@sdccom.jo	
		Most Senior Executive Title	CEO	
		Most Senior Executive Name	Mr. Khalil Naser	
		Ownership Structure	Public (State owns	
	Capital Markets Institutions	Regulator(s)	Jordan Securities Commission	
		Clearing Agency(ies)	Securities Depository Center	
		Settlement Agency(ies)	Securities Depository Center	
		Registry Agency(ies)	Securities Depository Center	
	Safekeeping Setup	Omnibus Accounts at the Participant Level	No	
		End-investor (Beneficial Ownership) Accounts	Yes	
		Mandatory End-investor Account Segregation	Yes	
		Mandatory Dematerialization	Yes	
		Instruments Eligible for Deposit/Settlement	Equities, Corporate bonds,	
Equities	Products	Questions	2017	2018
	Issuers	Number of Domestic Issuers	250	245
		Number of Foreign Issuers	-	-
	Investors	Number of Domestic Individual Investors	256,232	253,884
		Number of Domestic Corporate Investors	1,329	1,290
		Number of Foreign Individual Investors	18,973	19,220
		Number of Foreign Corporate Investors	433	431
	Accounts	Number of Domestic Individual Accounts	286,496	282,205
		Number of Domestic Corporate Accounts	2,407	2,303
		Number of Foreign Individual Accounts	20,768	20,968
		Number of Foreign Corporate Accounts	670	666
	Ownership	Value of Domestic Individual Holdings	USD 5,343,877,191	USD 4,616,657,867
		Value of Domestic Corporate Holdings	USD 7,789,007,073	USD 6,953,260,268
		Value of Foreign Individual Holdings	USD 1,683,536,699	USD 1,755,368,901
		Value of Foreign Corporate Holdings	USD 9,430,074,358	USD 9,796,400,494


General Information	Topics	Questions	Answers	
	Member CSD	<i>Name of the CSD</i>	Tunisie Clearing	
		<i>Acronym of the CSD</i>	TC	
		<i>Corporate Website Address</i>	www.tunisieclearing.com	
		<i>Corporate E-mail Address</i>	tunisieclearing@tunisieclearin	
		<i>Most Senior Executive Title</i>	General Manager	
		<i>Most Senior Executive Name</i>	Mr Maher Zouari	
		<i>Ownership Structure</i>	Private (Companies own	
	Capital Markets Institutions	<i>Regulator(s)</i>	Financial Market Council	
		<i>Clearing Agency(ies)</i>	Tunisie Clearing	
		<i>Settlement Agency(ies)</i>	Tunisie Clearing	
		<i>Registry Agency(ies)</i>		
	Safekeeping Setup	<i>Omnibus Accounts at the Participant Level</i>	Yes	
		<i>End-investor (Beneficial Ownership) Accounts</i>	No	
		<i>Mandatory End-investor Account Segregation</i>	No	
		<i>Mandatory Dematerialization</i>	Yes	
		<i>Instruments Eligible for Deposit/Settlement</i>	Equities, Government Bonds,	
Equities	Products	Questions	2017	2018
	Issuers	<i>Number of Domestic Issuers</i>	81	82
		<i>Number of Foreign Issuers</i>	-	-
	Investors	<i>Number of Domestic Individual Investors</i>		
		<i>Number of Domestic Corporate Investors</i>		
		<i>Number of Foreign Individual Investors</i>		
		<i>Number of Foreign Corporate Investors</i>		
	Accounts	<i>Number of Domestic Individual Accounts</i>	8,602	8,689
		<i>Number of Domestic Corporate Accounts</i>	1,598	1,568
		<i>Number of Foreign Individual Accounts</i>	762	748
		<i>Number of Foreign Corporate Accounts</i>		
	Ownership	<i>Value of Domestic Individual Holdings</i>	USD 29,554,459,000	USD 32,262,597,000
		<i>Value of Domestic Corporate Holdings</i>	USD 3,119,074,000	USD 2,691,370,000
		<i>Value of Foreign Individual Holdings</i>	USD 5,104,190,000	USD 6,113,813,500
		<i>Value of Foreign Corporate Holdings</i>		

Notes for the Individual Responses

The full individual responses from each of respondents are presented below for further information. The notes that respondents have added when answering the survey are listed below for reference:

- **BIST(1,2):** Includes BIST Stars, BIST Main, BIST Emerging Companies, Watchlist, Equity Market for Qualified Investors
- **BIST(3):** Includes BIST Stars, BIST Main, BIST Emerging Companies, Watchlist, Equity Market for Qualified Investors, Pre-Market Trading Platform
- **BIST(4):** Includes BIST Stars, BIST Main, BIST Emerging Companies, Watchlist, Pre-Market Trading Platform
- **BIST(5):** Includes Real Estate Certificates, Sukuk, Real Estate Investment Funds, Venture Capital Investment Funds, Warrants, Certificates
- **BIST(6):** Includes Real Estate Investment Trusts, Venture Capital Trusts, Investment Trusts
- **KASE (1, 3, 5):** Notional Value
- **KASE (2, 4, 6):** Value of Bonds Placement
- **PEX (1):** Cash settlement is done through Palestine Monetary Authority RTGS system
- **TSE (1):** Tehran Stock Exchange has “embedded put options”
- **ISX CSD (1)** The number of accounts data for ISX is not available, number of investors has been used instead in the relative calculation.

NOTES



oicexchanges.org
oicexchanges@borsaistanbul.com